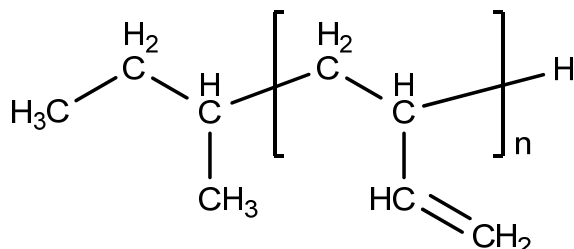


Sample Name: **Polybutadiene (1,2-addition)**

Sample #: **P19615-Bd**

Structure:



Composition:

Mn x 10 ³	PDI
1.7	1.04
PBd 1,4-addition	<15 %
PBd 1,2-addition:	85 %

Synthesis procedure:

1,2-addition polybutadiene was prepared by anionic living polymerization of butadiene in non-polar/polar media.

Characterization:

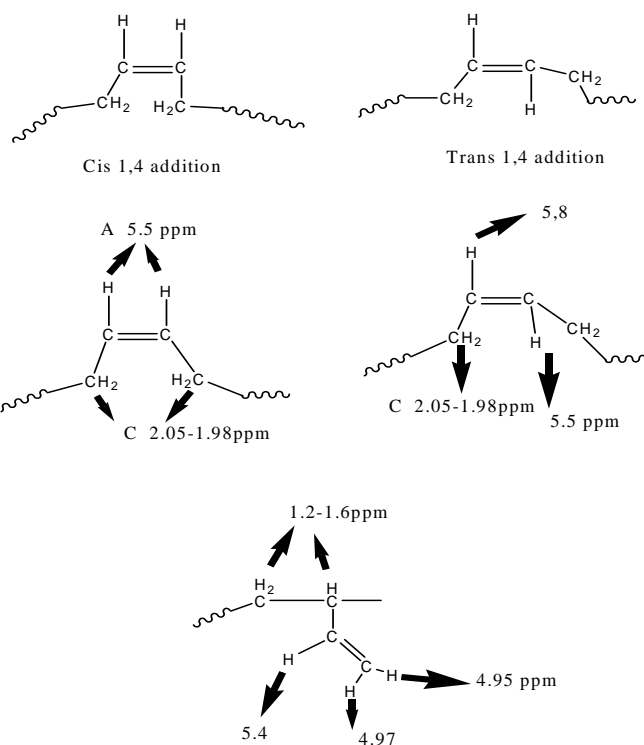
The ratio between 1,4- and 1,2-addition was calculated by ¹H NMR spectroscopy. Molecular weight and polydispersity index were determined by size exclusion chromatography (SEC).

Thermal analysis:

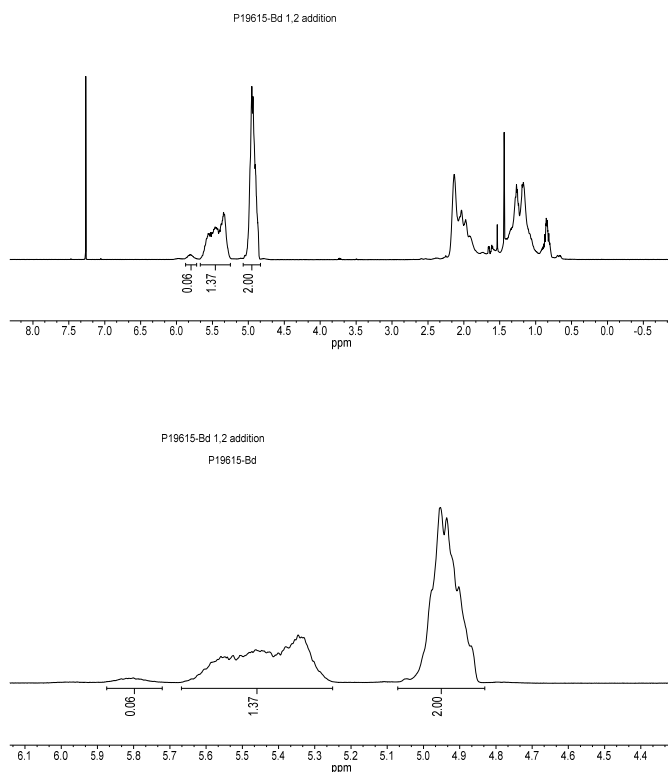
Thermal analysis of the copolymer was performed on a TA Q100 differential scanning calorimeter (DSC) at a heating rate of 10°C/min. The midpoint of the slope change of the heat flow plot of the second heating scan was considered as the glass transition temperature (T_g).

Solubility:

Polybutadiene is soluble in DMF, THF, toluene, hexane, cyclohexane and CHCl₃. It precipitates from methanol, ethanol and water.



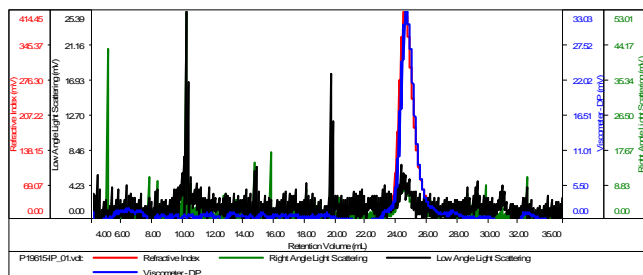
¹H NMR (500 MHz, CDCl₃) of polybutadiene:



SEC elugram:

Sample ID-P19615-Bd

Concentration (mg/mL)	3.5243
Sample dn/dc (mL/g)	0.1250
Method File	PS80K-June30-2015-0000.vcm
Column Set	3x PL 1113-6300
Solvent	THF



Sample	MW Number Average (Da)	MW Weight Average (Da)	MW at Peak (Da)	Polydispersity	Intrinsic Viscosity (dL/g)
P19615-IP_01.vdt	1,793	1,861	1,744	1.038	0.2329

Reference: Thermal transition of PBd.

Polybutadiene ($M_n=2.2-2.4 \times 10^3$)	T _g
1,2-addition: 78 %	-35°C
1,2-addition: 89 %	-29°C
1,2-addition: 99 %	-27°C