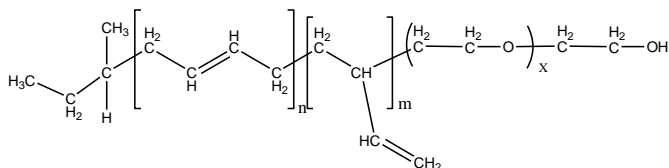


Sample Name: Poly(butadiene-b-ethylene oxide)
Poly butadiene rich in 1,2 or 1,4 microstructure

Sample #: P19740A-BdEO
(poly butadiene block rich in 1,4 microstructure)



Composition:

Mn x 10 ³ Bd-b-EO	Mw/Mn (PDI)	% 1,4 addition Butadiene
0.65-b-1.10	1.09	52%

Dp: of each block: 12-b-25		
-------------------------------	--	--

Synthesis Procedure:

Poly(butadiene(1,4 addition or 1,2 addition)-b-ethylene oxide) can be prepared by the different routes as reported in the literature (ref: *Macromolecules* 1996, 29, 6994). The direct synthesis of diblock copolymer using lithium counter ion in the presence of **Phosphazene Base** *t*-BuP₄ is interesting as reported in *Macromolecules*, **32** (8), 2783 -2785, 1999. These polymers can also be successfully synthesized using the different end functionalized polymers as investigated in our lab. These methodologies are proprietary.

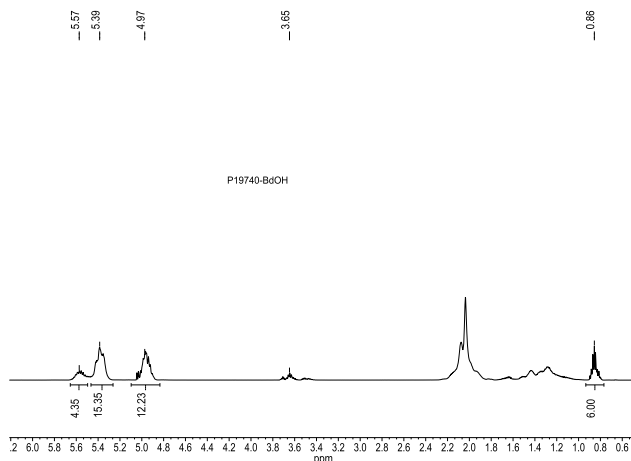
Characterization:

OH terminated polybutadiene polymer was analyzed by size exclusion chromatography (SEC) to obtain the molecular weight and polydispersity index (PDI). The final block copolymer composition was calculated from ¹H-NMR spectroscopy by comparing the peak area of the vinylic butadiene protons between about 5.0-5.4 ppm with the ethylene oxide protons at 3.6 ppm. Block copolymer PDI is determined by SEC. Note: The ¹H-NMR of 1,2-polybutadiene is composed of 1 proton signal at 5.4 ppm and 2 proton signals at 5.0 ppm. Signals due to vinylic 1,4-polybutadiene are also present at 5.4 ppm.

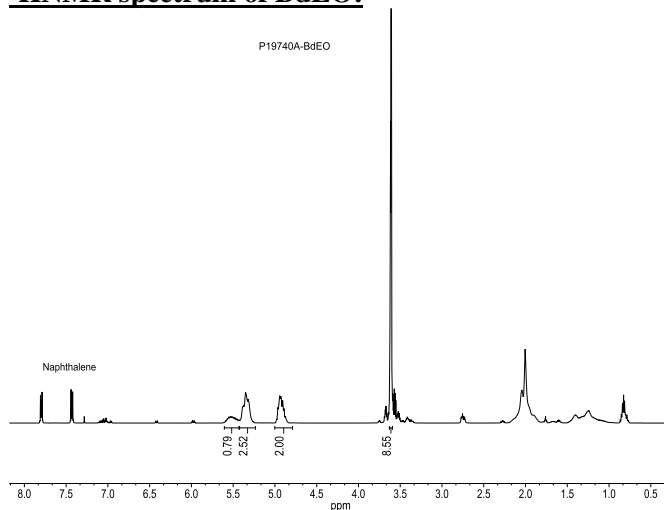
Solubility:

Poly(butadiene-b-ethylene oxide) is soluble in THF, CHCl₃, and toluene. The polymer has variable solubility in hexane, methanol, ethanol and water depending on its composition.

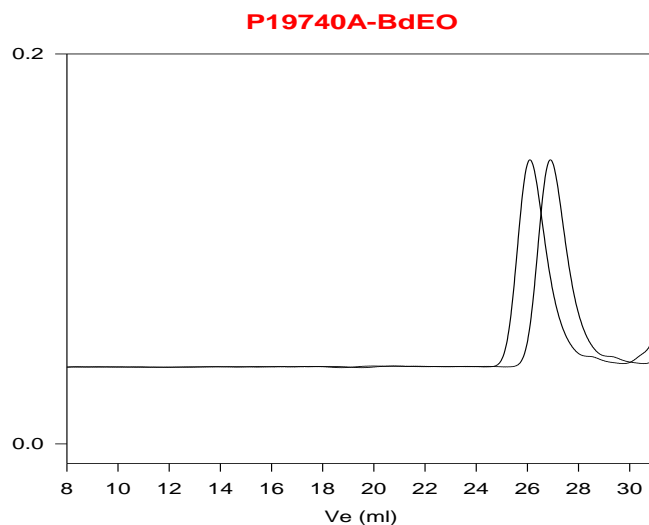
¹H NMR spectrum of the BdOH sample:



¹H NMR spectrum of BdEO:



SEC elugram of BdOH:



Size exclusion chromatography of poly(butadiene-b-ethylene oxide):
 — OH terminated 1,2 polybutadiene M_n=650, M_w=700, PI=1.08
 — Block Copolymer PBd(650)-b-PEO(1100), PI=1.09
 Dp of each Block: Bd-b-EO 12-b-25
 (Chemical composition From ¹H-NMR)