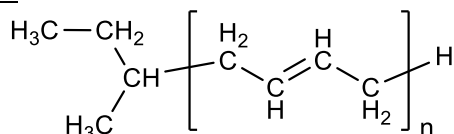


Sample Name:

Polybutadiene (predominantly 1,4-addition)

Sample # **P1976-Bd**

Structure:



Composition:

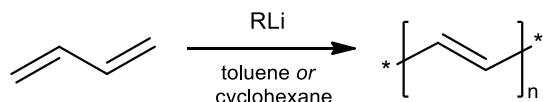
$M_n \times 10^3$ (g/mol)	M_w/M_n
32.2	1.05

Microstructure:

1,4-addition:		1,2-addition
<i>Cis</i> -isomer	<i>Trans</i> -isomer	
46 %	46 %	8 %

Synthesis procedure:

1,4-Polybutadiene was prepared by living anionic polymerization in toluene or cyclohexane. A scheme of reaction is presented below.



Characterization:

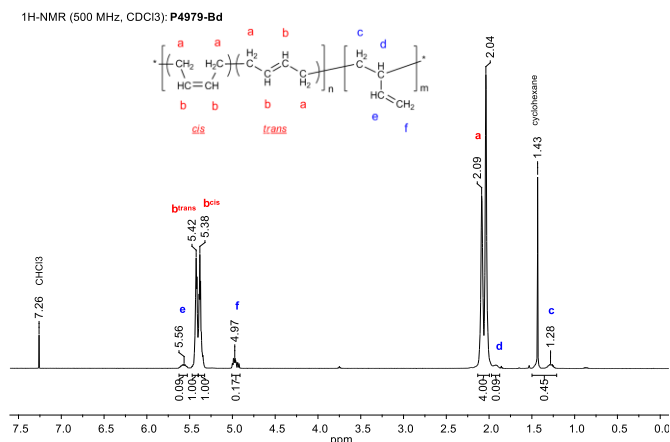
The polybutadiene microstructure was determined by ^1H NMR spectroscopy by comparison of characteristic chemical shifts for *cis*-1,4- and *trans*-1,4- isomers, and 1,2-vinyl type of butadiene polymerization.

The molecular weight and polydispersity index (M_w/M_n) of polybutadiene were obtained by size exclusion chromatography (SEC) in THF. SEC analysis was performed on a Varian liquid chromatograph equipped with triple detector (RI, viscometer, light scattering) and SEC columns from Supelco (G6000-4000-2000 HXL).

Solubility:

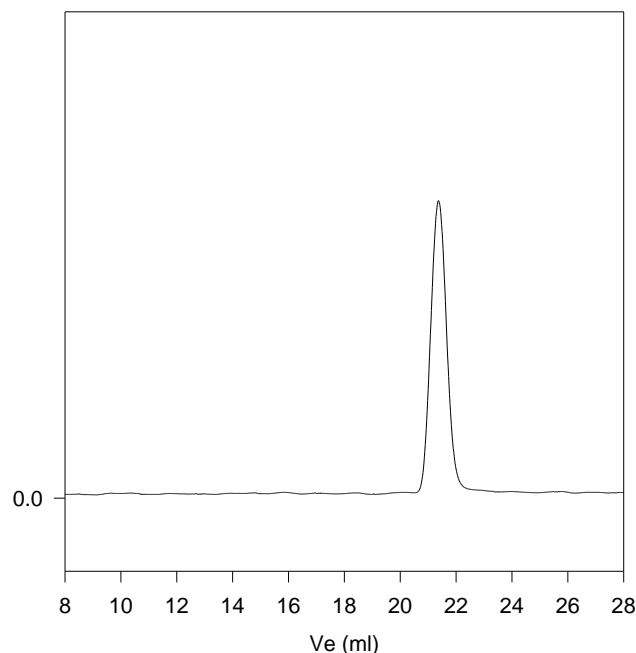
Polybutadiene is soluble in THF, chloroform, toluene, hexane, pentane, cyclohexane; and it precipitates from methanol, ethanol.

^1H NMR spectrum of polybutadiene in CDCl_3 :



SEC elugram of polybutadiene in THF:

P1976-Bd



Size exclusion chromatography of polybutadiene with respect to polybutadiene standards:

$M_n=32,200$, $M_w=33,800$, $M_w/M_n=1.05$