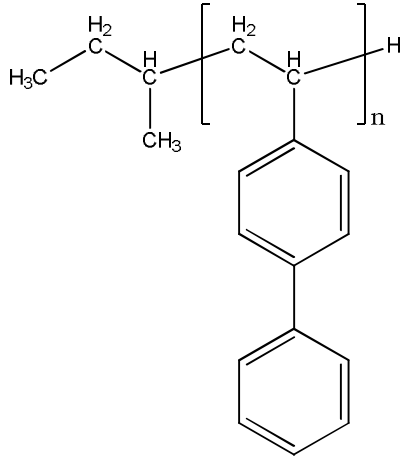


Sample Name: Poly(4-vinyl biphenyl)

Sample #: P19851-4VBP

CAS# 25232-08-0

Structure:



Composition:

$M_n \times 10^3$	PDI
530.0	1.5
T_g °C	151 °C

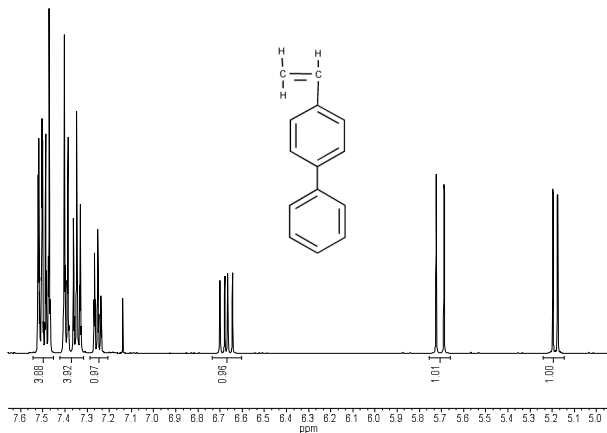
Synthesis procedure:

The polymer was synthesized by anionic process.

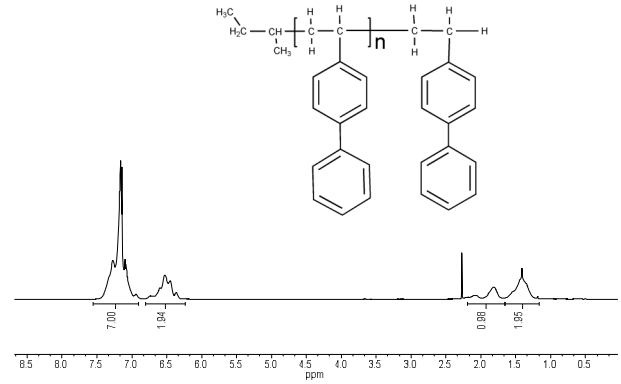
Solubility:

The polymer is soluble in THF, $CHCl_3$, toluene.

1H NMR spectrum of the monomer in $CDCl_3$:



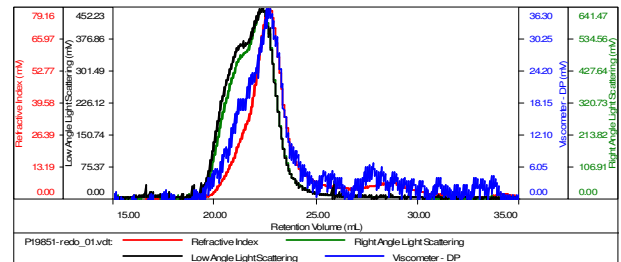
1H NMR spectrum of the polymer in $CDCl_3$:



SEC elugram of the polymer:

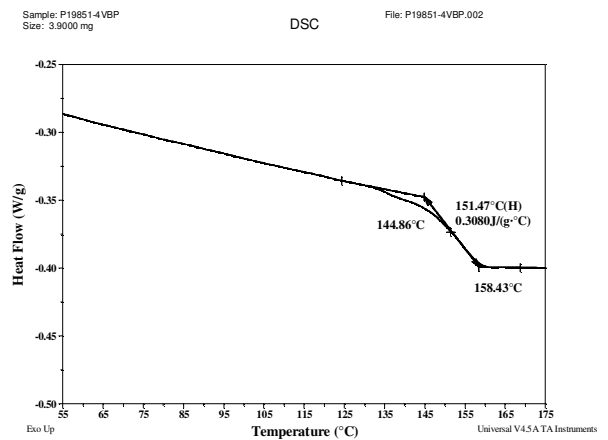
Sample ID: P19851-4 Vinyl Biphenyl

Concentration (mg/mL)	2.1020
Sample dil/c (mL/g)	0.1850
Method File	F580K-April-18-2016-0001.vcm
Column Set	3x PL 1113-6300
Solvent	THF



Sample	Mn (Da)	Mw (Da)	Mw/Mn	IV (dL/g)	Pin (nm)	Ret Vol (mL)
P19851-redo_01	529,977	843,960	1.592	1.5515	34.19	22.615

DSC thermogram of the polymer:



DSC data for 4VBP polymers:

Molecular weight (Mn)	Glass transition (Tg)
9.5×10^3	105 °C
30.0×10^3	135 °C
75.5×10^3	141 °C
530.0×10^3	151 °C