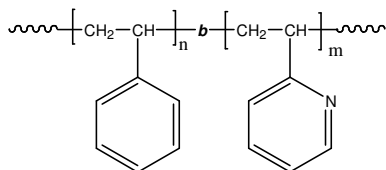


Sample Name:
Polystyrene-*b*-poly (2-vinyl pyridine)

Sample #: **P19932-S2VP**

Structure:



Composition of PS-*b*-P2VP diblock copolymer:

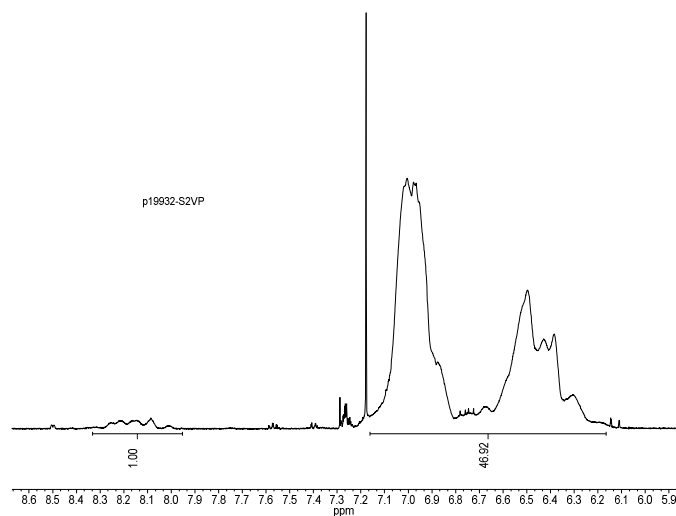
$M_n \times 10^3$ (g/mol)	PDI
261.0- <i>b</i> -30.0	1.09

Synthesis:

Polystyrene-*b*-poly (2-vinyl pyridine) was prepared by living anionic polymerization in THF at -78°C in the presence of LiCl as an additive.

Characterization: The polymer was characterized by ^1H NMR and SEC.

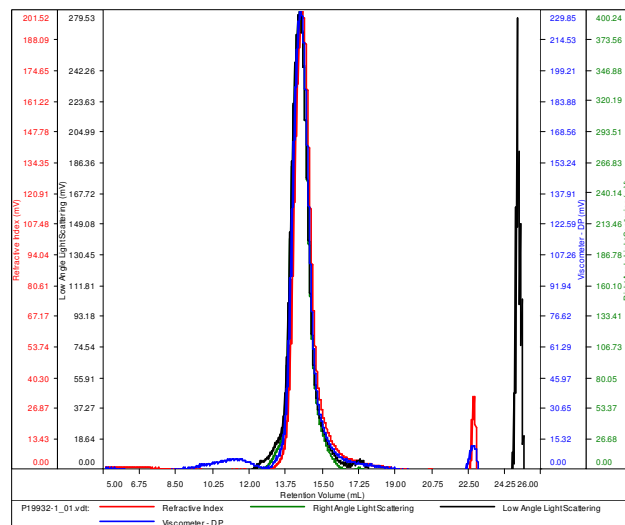
^1H NMR spectrum of PS-*b*-P2VP:



SEC elugram of PS-*b*-P2VP:

P19932-1

Conc (mg/mL)	4.4692
dn/dc (mL/g)	0.1650
Method	PS80k-May-25-2016-0000.vcm
Solvent	DMF w 0.023M LiBr
Column	PSS



Sample	Mn	Mw	Mp	Mw/Mn	IV
P19932-1_01.vcl	260,865	276,773	264,883	1.061	0.5562

References:

1. S. K. Varshney, X. F. Zhong and A. Eisenberg *Macromolecules* **1993**, 26, 701–706.
2. Z.Gao, S. K. Varshney, S. Wong, A. Eisenberg *Macromolecules* **1994**, 27, 7923–7927.