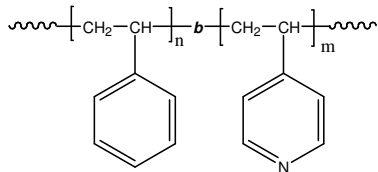


Sample Name: Poly(styrene-b-4-vinyl pyridine)

Sample #: P19964-S4VP

Structure:



Composition:

Mn x 10 ³ PS-b-4VP	PDI
210.0-b-11.0	1.09

T _g for PS block: 103°C	T _g for 4VP block: 145°C
------------------------------------	-------------------------------------

Synthesis Procedure:

The polymer was synthesized by Anionic Process

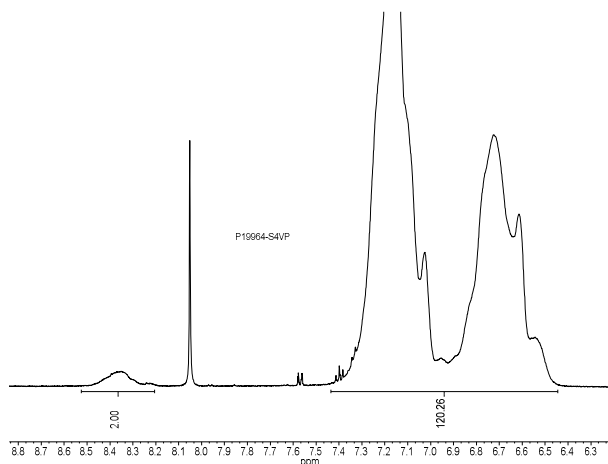
Characterization:

The polymer was characterized by ¹H NMR, SEC
Thermal analysis of the samples was carried out using a differential scanning calorimeter (TA Q100) at a heating rate of 15°C/min. The inflection glass transition temperature (T_g) of the sample has been considered.

Solubility:

Poly(styrene-b-4-vinyl pyridine) is soluble in DMF, CHCl₃. The polymer can also be solubilized in THF depending on its chemical composition. The polymer readily precipitates from hexanes and diethyl ether.

¹H-NMR Spectrum of the polymer:



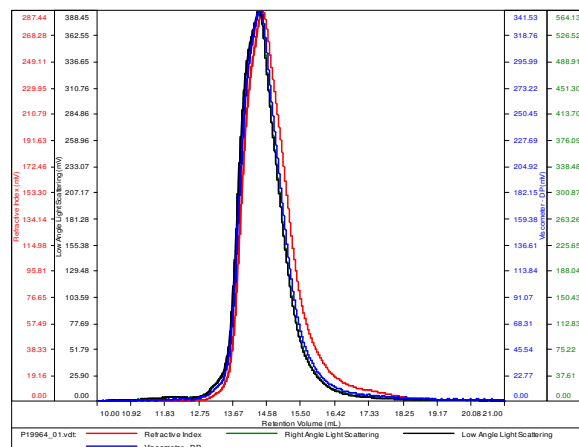
References:

- (1). S. K. Varshney, X. F. Zhong and A. Eisenberg *Macromolecules*, **1993**, 26, 701-706.
- (2). Z.Gao, S. K. Varshney, S. Wong, A. Eisenberg *Macromolecules*, **1994**, 27, 7923-7927.

SEC elugram of the polymer:

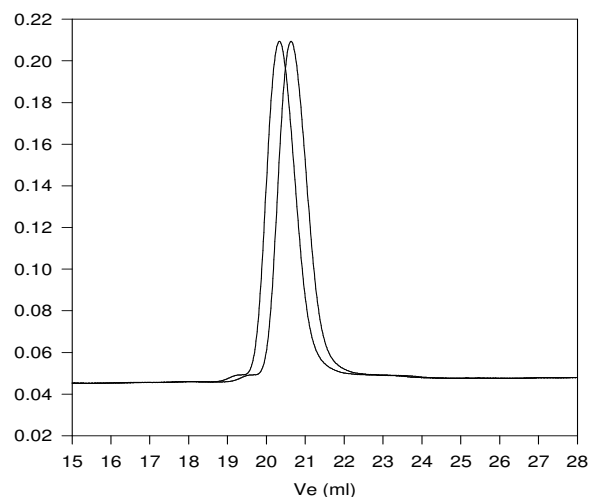
P19964-S4VP

Conc (mg/mL)	8.9301
dn/dc (mL/g)	0.1650
Method	PS80k-May-25-2016-0000.vcm
Solvent	DMF w 0.023M LiBr
Column	PSS



Sample	Mn	Mw	Mp	Mw/Mn	IV
P19964_01.vcl	220,747	242,266	253,489	1.097	0.5319

P19964-S4VP



Thermogram of the polymer:

