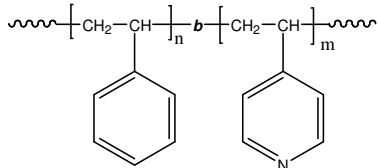


Sample Name: Poly(styrene-b-4-vinyl pyridine)

Sample #: P19969-S4VP

**Structure:**



**Composition:**

Mn x 10 <sup>3</sup> PS-b-4VP	PDI
420.0-b-18.0	1.05

T <sub>g</sub> for PS block: 103°C	T <sub>g</sub> for 4VP block:
------------------------------------	-------------------------------

**Synthesis Procedure:**

The polymer was synthesized by anionic process

**Characterization:**

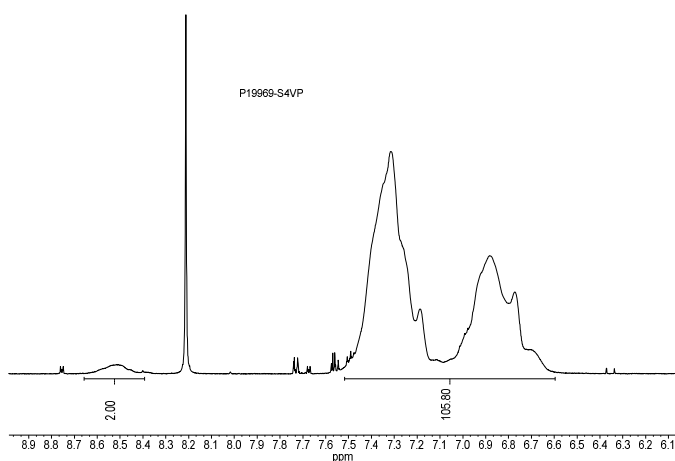
The polymer was characterized by <sup>1</sup>H NMR and SEC.

Thermal analysis of the samples was carried out using a differential scanning calorimeter (TA Q100) at a heating rate of 15°C/min. The inflection glass transition temperature (T<sub>g</sub>) of the sample has been considered.

**Solubility:**

Poly(styrene-b-4-vinyl pyridine) is soluble in DMF, CHCl<sub>3</sub>. The polymer can also be solubilized in THF depending on its chemical composition. The polymer readily precipitates from hexanes and diethyl ether.

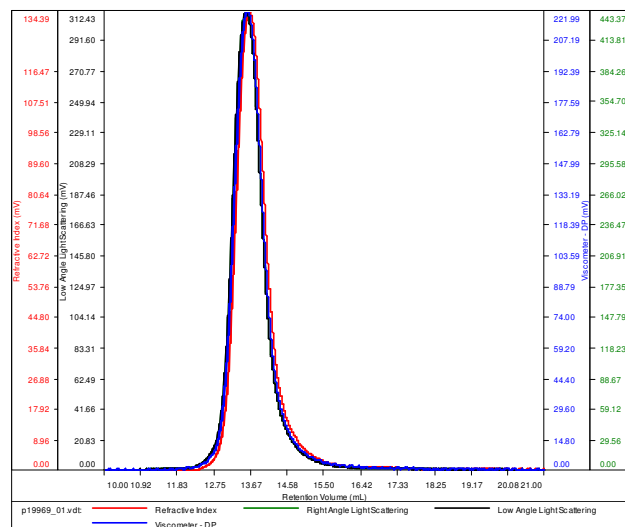
**<sup>1</sup>H-NMR Spectrum of the polymer:**



**SEC elugram of the polymer:**

**P19969-S4VP**

Conc (mg/mL)	2.8895
dn/dc (mL/g)	0.1600
Method	PS80k-May-25-2016-0000.vcm
Solvent	DMF w/0.023M LiBr
Column	PSS



Sample	Mn	Mw	Mp	Mw/Mn	IV
p19969_01.vdt	438,540	460,580	458,456	1.050	0.7656

***References:***

- (1). S. K. Varshney, X. F. Zhong and A. Eisenberg *Macromolecules*, **1993**, 26, 701-706.
- (2). Z.Gao, S. K. Varshney, S. Wong, A. Eisenberg *Macromolecules*, **1994**, 27, 7923-7927.