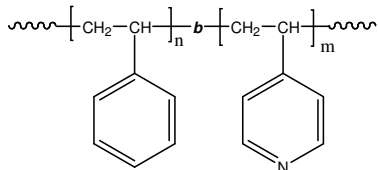


Sample Name: Poly(styrene-b-4-vinyl pyridine)

Sample #: P19987-S4VP

Structure:



Composition:

$M_n \times 10^3$ PS-b-4VP	PDI
810.0-b-50.0	1.07

T_g for PS block: 103°C

Synthesis Procedure:

The polymer was synthesized by anionic process.

Characterization:

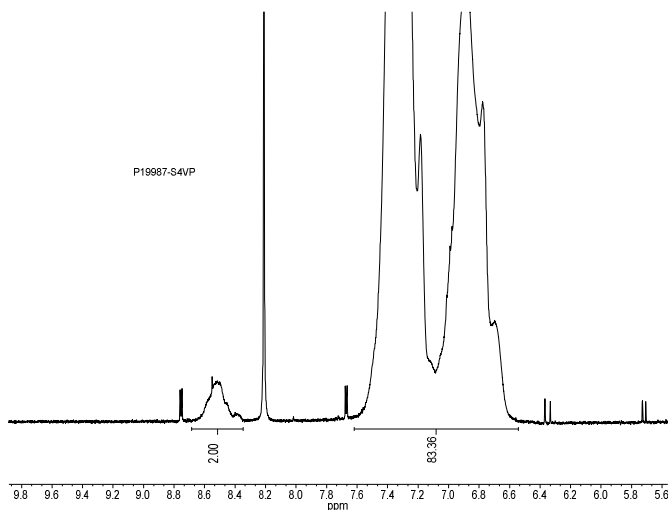
The polymer was characterized by ^1H NMR and SEC.

Thermal analysis of the samples was carried out using a differential scanning calorimeter (TA Q100) at a heating rate of 15°C/min. The inflection glass transition temperature (T_g) of the sample has been considered.

Solubility:

Poly(styrene-b-4-vinyl pyridine) is soluble in DMF, CHCl_3 . The polymer can also be solubilized in THF depending on its chemical composition. The polymer readily precipitates from hexanes and diethyl ether.

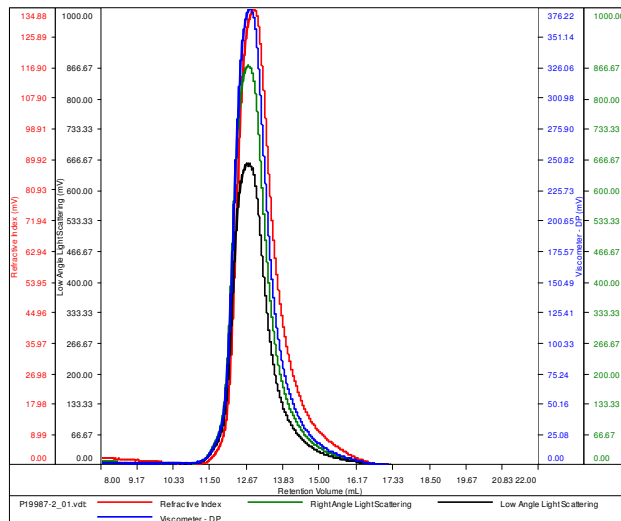
^1H NMR spectrum of the polymer:



SEC elugram of the polymer:

P19987-S4VP

Conc (mg/mL)	4.5249
dn/dc (mL/g)	0.1600
Method	PS80k-May-25-2016-0000.vcm
Solvent	DMF w 0.023M LiBr
Column	PSS



Sample	M_n	M_w	M_p	M_w/M_n	IV
P19987-2_01.vdt	867,211	925,056	962,674	1.067	1.2023

References:

- (1). S. K. Varshney, X. F. Zhong and A. Eisenberg *Macromolecules*, **1993**, 26, 701-706.
- (2). Z.Gao, S. K. Varshney, S. Wong, A. Eisenberg *Macromolecules*, **1994**, 27, 7923-7927.