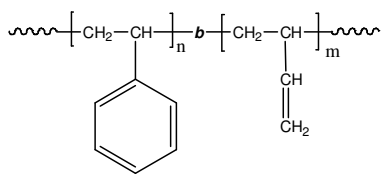


Sample Name: Poly(styrene-b-1,2-butadiene)

Sample #: P2848-SBd

Structure:



Composition:

$M_n \times 10^3$ S-b-Bd	PDI
63.5-b-33.0	1.09
T_g for PBd block: -17°C	T_g for PS block: 105°C

Synthesis Procedure:

Poly(styrene-b-butadiene) rich in 1,2 addition polybutadiene is prepared by living anionic polymerization with sequence addition of styrene followed by butadiene (Bd) in THF or a mixture of THF and cyclohexane.

Characterization:

An aliquot of the anionic polystyrene block was terminated before addition of butadiene and analyzed by size exclusion chromatography (SEC) to obtain the molecular weight and polydispersity index (PDI).

The final block copolymer composition was calculated from $^1\text{H-NMR}$ spectroscopy by comparing the peak area of the polybutadiene protons (double bond 4.9 - 5.6 ppm) with the aromatic protons of polystyrene at 6.3-7.2 ppm.

Note: The $^1\text{H-NMR}$ of 1,2-polybutadiene is composed of 1 proton signal at 5.4 ppm and 2 proton signals at 5.0 ppm. Copolymer PDI is determined by SEC.

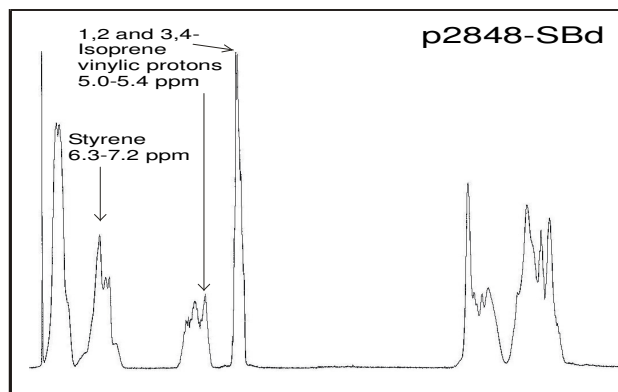
Thermal analysis:

Thermal analysis of the samples was carried out on a TA Q100 differential scanning calorimeter at a heating rate of 10°C/min. The midpoint of the slope change of the heat flow plot of the second heating scan was considered as the glass transition temperature (T_g).

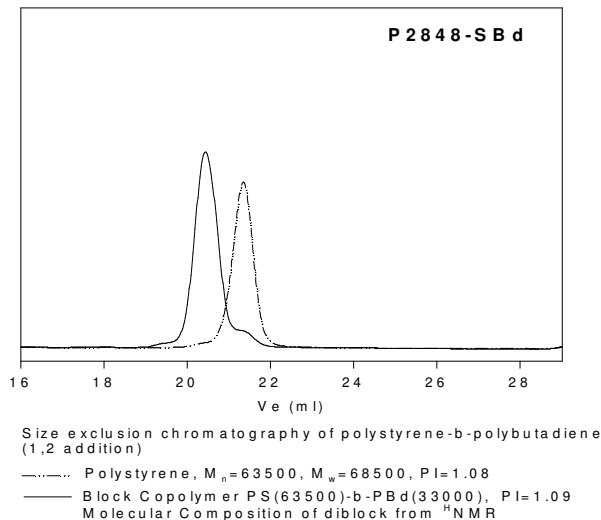
Solubility:

Poly(styrene-b-butadiene) is soluble in toluene, cyclohexane, benzene, THF, dioxane and CHCl_3 . This polymer readily precipitates from methanol, ethanol, and water.

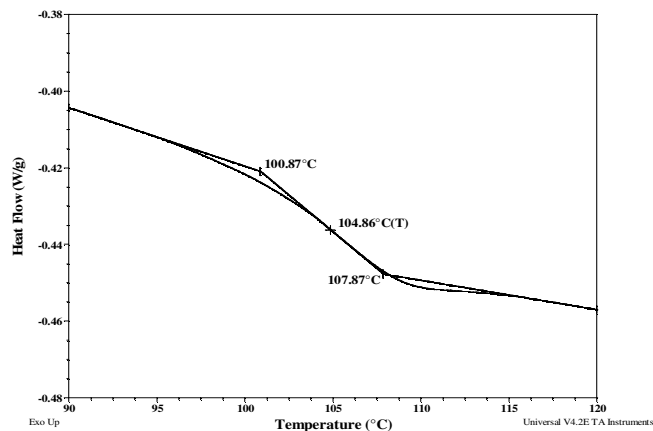
$^1\text{H-NMR}$ Spectrum of the block copolymer:



SEC of the block copolymer:



DSC thermogram for PS block:



DSC thermogram for Bd block:

