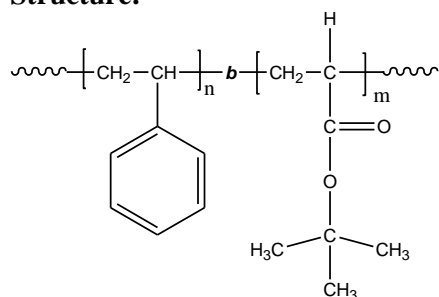


Sample Name: Poly(styrene-b- tert.butylacrylate)

Sample #: P315-StBuA

Structure:



Composition:

Mn x 10 ³ S-b-tBuA	PDI
330-b-350.0	1.20

Synthesis Procedure:

Poly(styrene-b-tert.acrylate) is prepared by living anionic polymerization in THF at -78°C using sec.BuLi initiator adduct with α -methyl styrene in the presence of LiCl. tert.butyl acrylate (tBuA) monomer was added after dilution in THF. Further details are available in our published articles.¹⁻⁴

Characterization:

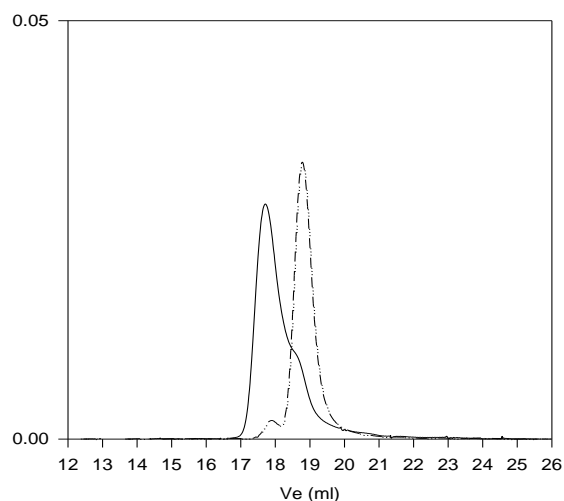
An aliquot of the anionic polystyrene block was terminated before addition of tBuA and analyzed by size exclusion chromatography (SEC) to obtain the molecular weight and polydispersity index (PDI). The final block copolymer composition was calculated from ¹H-NMR Copolymer Mw/Mn is determined by SEC.

Solubility:

Poly(styrene-b-tert.butylacrylate) is soluble in THF, toluene, dioxane and CHCl₃. This polymer readily precipitates from methanol, ethanol, hexanes and water.

SEC of Sample :

P315-StBuA



Size exclusion chromatography of polystyrene-b-poly(t-butyl acrylate)

----- Polystyrene, $M_n=330000$, $M_w=353000$, $PI=1.07$

———— Block Copolymer PS(330000)-b-PtBuA(350000), $PI=1.2$

References for further information:

1. S. K. Varshney, R. Fayt, Ph. Teyssie, and J.P. Hautekeer US Patent 5,264,527 (1993)
2. Ph. Teyssie, R. Fayt, J. P. Hautekeer, C. Jacobs, R. Jerome, L. Leemans and S. K. Varshney *Makromolekular Chemie, Macromol. Symp.*, 1990, 32,61-73.
3. S. K. Varshney, J. P. Hautekeer, R. Fayt, R. Jerome, and Ph.Teyssie *Macromolecules*, 1990, 23, 2618-2622.
4. R. Jerome, R. Forte, S. K. Varshney, R. Fayt, and Ph. Teyssie "The Anionic Polymerization of Alkylacrylates:A Challenge" in the Recent Advances in Mechanistic and Synthetic Aspects of Polymerization: M. Fontanille and A. Guyot Ed., NATO ASI Series C 215,101 (1987), CA Vol. 108, 12, 094992.

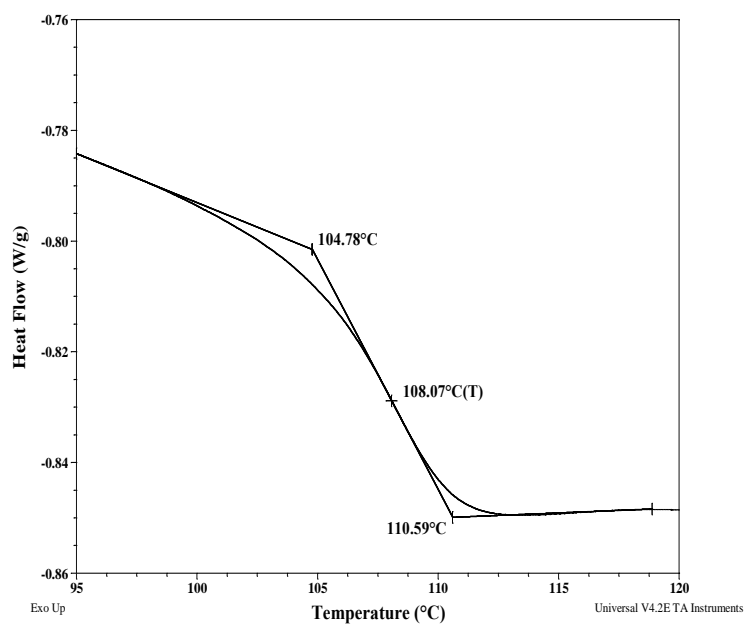
Thermal analysis of sample P315-StBuA

Thermal analysis of the samples was carried out on a TA Q100 differential scanning calorimeter at a heating rate of 10°C/min. The midpoint of the slope change of the heat flow plot of the second heating scan was considered as the glass transition temperature (T_g).

Glass transition temperature at a glance

T_g for PS block	108°C
T_g for tBuA block	42°C

Thermogram of PS block:



Thermogram for tBuA block

