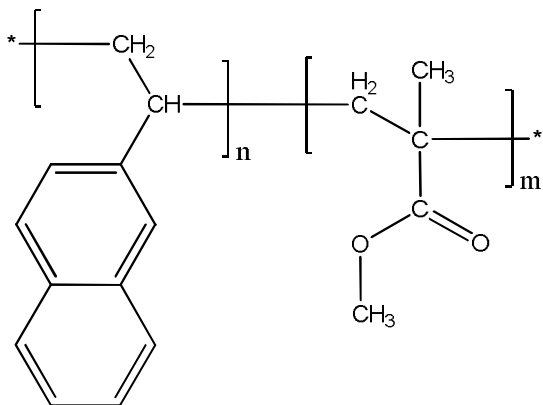


**Sample Name:****Poly(2-vinyl naphthalene-b-methyl methacrylate)****Sample # P3237B-VNMMA****Structure:****Composition:**

Mn x 10 <sup>3</sup> VN-b-MMA	PDI
45.0-b-74.0	1.40

**Synthesis Procedure:**

The details are given in the following paper:

Faquan Zeng, Mu Yang, Jianxin Zhang, Sunil K. Varshney. *Synthesis and characterization of block copolymers from 2-vinylnaphthalene by anionic polymerization*, Journal of Polymer Science Part A: Polymer Chemistry, 40, 24, 4387-4397 2002.

**Characterization:**

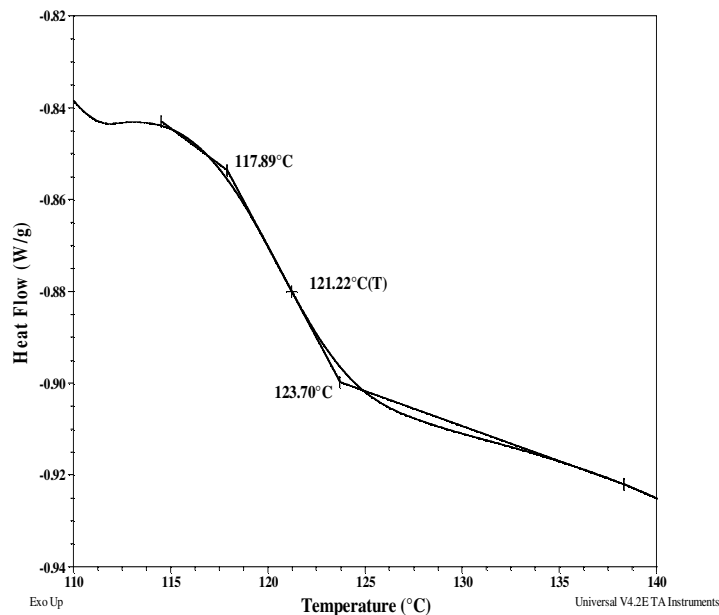
An aliquot of the anionic poly 2-vinyl naphthalene block was terminated before addition of MMA and analyzed by size exclusion chromatography (SEC) to obtain the molecular weight and polydispersity index (PDI). The final block copolymer composition was calculated from <sup>1</sup>H-NMR spectroscopy.

**Solubility:**

Poly(2-vinyl naphthalene-b-methyl methacrylate) block copolymer is soluble in toluene, cyclohexane, hexane, THF, CHCl<sub>3</sub>. The polymer can be precipitated from ethanol, methanol, water.

**Thermal analysis of sample P3237B-2VNMMA**

Thermal analysis of the samples was carried out on a TA Q100 differential scanning calorimeter at a heating rate of 10°C/min. The midpoint of the slope change of the heat flow plot of the second heating scan was considered as the glass transition temperature (T<sub>g</sub>).

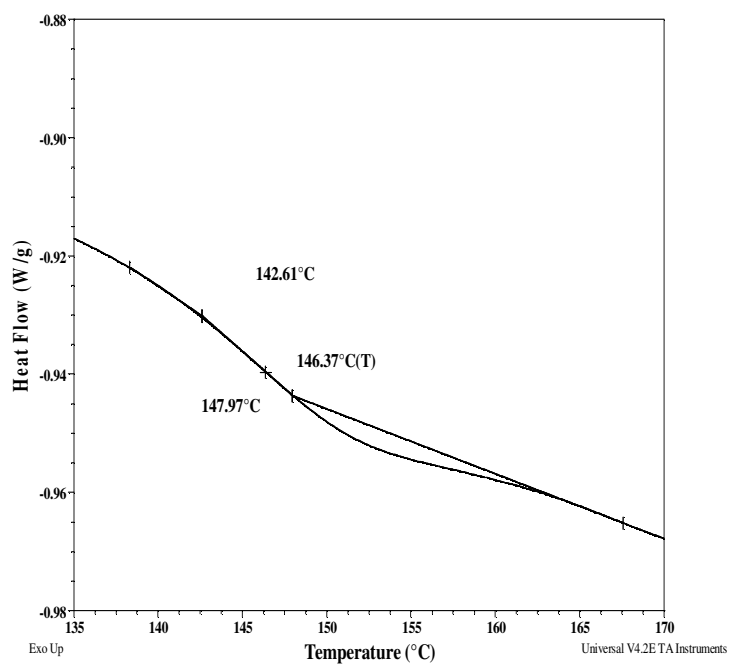
**Thermogram of MMA block:****T<sub>g</sub> of homopolymer MMA as function of M<sub>n</sub>**

Methyl methacrylate		
Sample #	M <sub>n</sub> × 10 <sup>3</sup>	T <sub>g</sub> (°C)
P2714	21.2	116
P2863	60	124
P4300	85	123
P4655	450	118

## Glass transition temperature at a glance

$T_g$ for 2VN block	146°C
$T_g$ for MMA block	121°C

## Thermogram of 2VN block:



## $T_g$ of homopolymer 2VN as function of $M_n$

2-vinyl naphthalene		
Sample #	$M_n \times 10^3$	$T_g$ (°C)
P3376	18.4	136
P587	30	137
P571	54	143
P3302B	195	140