

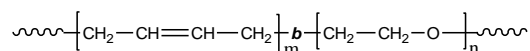
Sample Name: Poly(butadiene-b-ethylene oxide)

Polybutadiene rich in 1,2 or 1,4 microstructure

Sample #: P4603-BdEO

(polybutadiene block rich in 1,4 microstructure)

1,4-rich microstructure:



Composition:

Mn x 10 ³ Bd-b-EO	Mw/Mn (PDI)
4.8-b-5.8	1.04

Synthesis Procedure:

Poly(butadiene(1,4 addition or 1,2 addition)-b-ethylene oxide) can be prepared by the different routes as reported in the literature (ref: *Macromolecules* 1996, 29, 6994). The direct synthesis of diblock copolymer using lithium counter ion in the presence of Phosphazene Base t-BuP4 is interesting as reported in *Macromolecules*, **32** (8), 2783 -2785, 1999. These polymers can also be successfully synthesized using the different end functionalized polymers as investigated in our lab. These methodologies are proprietary.

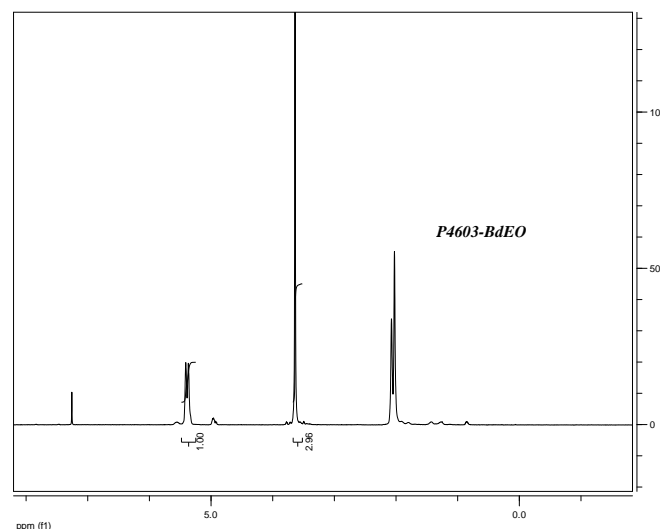
Characterization:

OH terminated polybutadiene was analyzed by size exclusion chromatography (SEC) to obtain the molecular weight and polydispersity index (PDI). The final block copolymer composition was calculated from ¹H-NMR spectroscopy by comparing the peak area of the vinylic butadiene protons at about 5.4 ppm with the ethylene oxide protons at 3.6 ppm. Block copolymer PDI is determined by SEC.

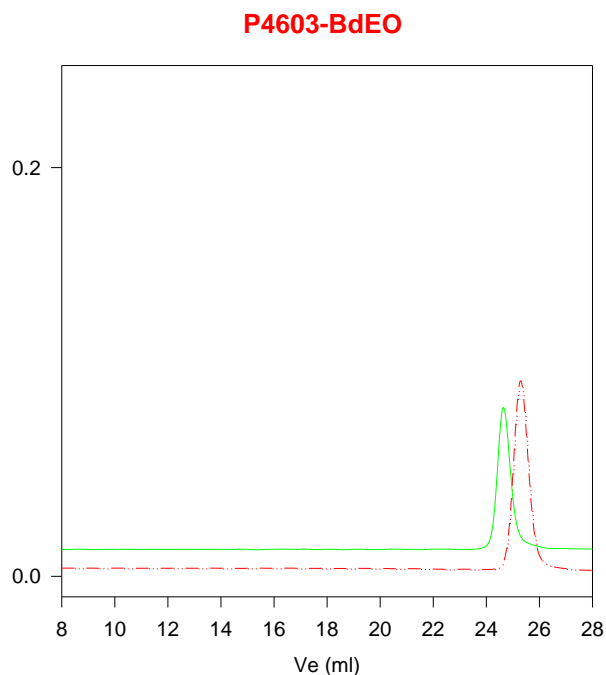
Solubility:

Poly(butadiene-b-ethylene oxide) is soluble in THF, CHCl₃, and toluene. The polymer has variable solubility in hexane, methanol, ethanol and water depending on its composition.

¹H NMR spectrum of the sample



SEC profile of the block copolymer



Size exclusion chromatography of poly(butadiene-b-ethylene oxide):

- 1,4 polybutadiene M_n=4800, M_w=5000 PI=1.03
- Block Copolymer PBd(4800)-b-PEO(5800), PI=1.04 (Composition from ¹H NMR)