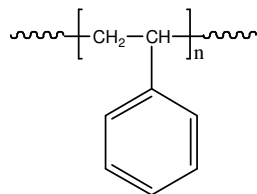


Sample Name: Polystyrene

Sample #: P467-S

Structure:

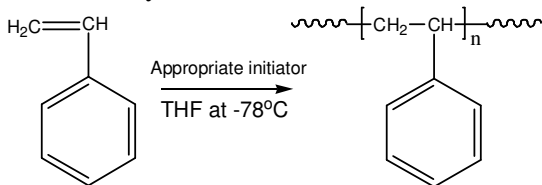


Composition:

$M_n \times 10^3$	PDI
0.3	1.32

Synthesis Procedure:

Polystyrene is obtained by living anionic polymerization of styrene as illustrated below:



Characterization:

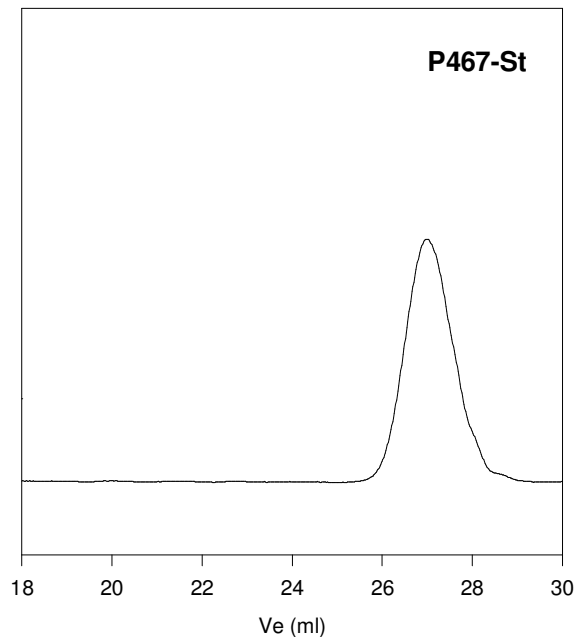
The molecular weight and polydispersity index (PDI) are obtained by size exclusion chromatography (SEC) in THF. SEC analysis was performed on a Varian liquid chromatograph equipped with refractive and UV light scattering detectors. Three SEC columns from Supelco (G6000-4000-2000 HXL) were used with triple detectors from Viscotek Co.

Thermal analysis of the samples was carried out using a differential scanning calorimeter (TA Q100) at a heating rate of $10^\circ\text{C}/\text{min}$. The inflection glass transition temperature (T_g) has been considered.

Solubility:

Polystyrene is soluble in DMF, THF, toluene and CHCl_3 . It precipitates from methanol, ethanol, water and hexanes.

SEC of Homopolymer:



Size exclusion chromatograph of polystyrene:

$M_n=340$, $M_w=450$, $M_z=580$, $PI=1.32$

