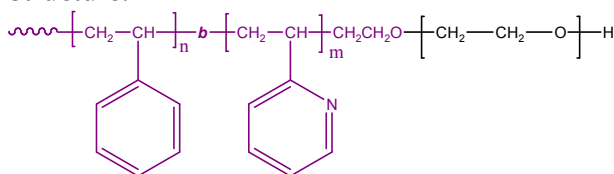


Sample Name:

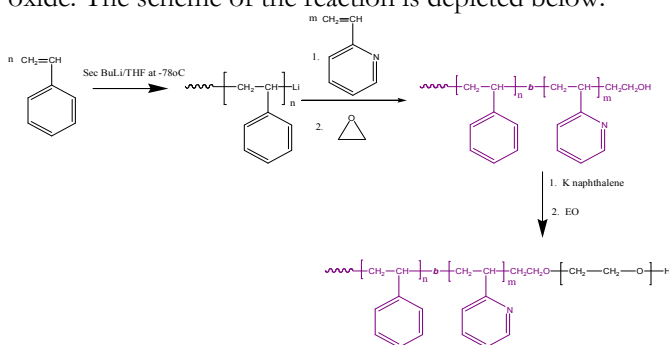
Poly(styrene-b-2-vinyl pyridine-ethylene oxide)

Sample #: P4854-S2VPEO**Structure:****Composition:**

Mn x 10 ³ S-b-2VP-b-EO	PDI
45.0-b-16.0-8.5	1.05

Synthesis Procedure:

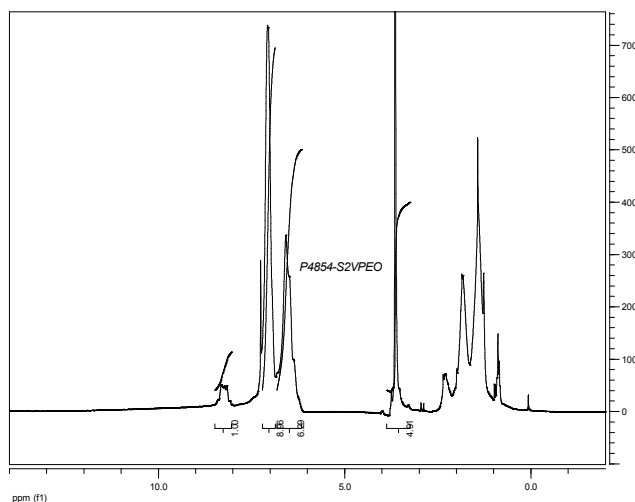
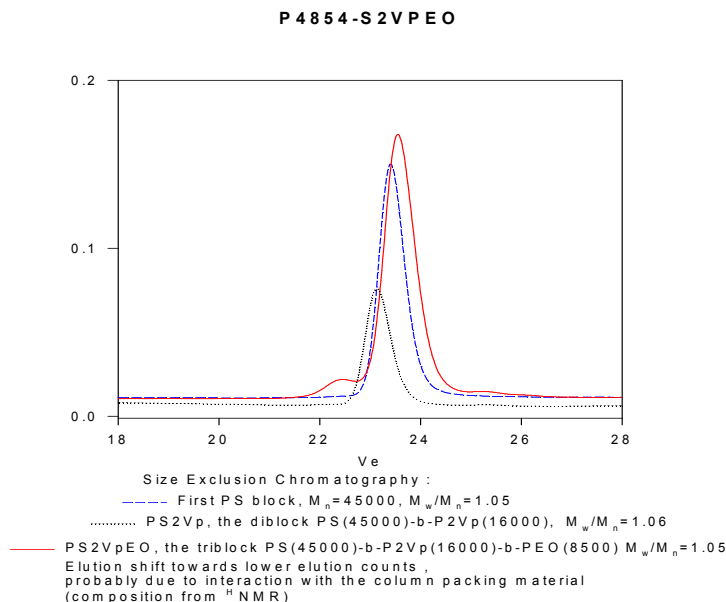
Poly(styrene-b-2-vinyl pyridine-ethylene oxide) triblock copolymer is prepared by living anionic polymerization. The triblock is synthesized in 2 steps: 1st a OH terminated Poly(S-b-2VP) is synthesized in THF at -78°C using LiCl as an additive. Polystyrene macroanions were end capped with a unit of diphenyl ethylene (DPE) before adding 2-vinylpyridine (2VP) monomer. The reaction was terminated with ethylene oxide. The OH terminated Poly(S-b-2VP) was converted to potassium salt by addition of K-naphthalene and freshly distilled ethylene oxide. The scheme of the reaction is depicted below:

**Characterization:**

An aliquot of the anionic polystyrene block was terminated before addition of 2VP and analyzed by size exclusion chromatography (SEC) to obtain the molecular weight and polydispersity index (PDI). The Block copolymer composition was then calculated from ¹H-NMR spectroscopy by comparing the peak area of the 2VP proton at 8.2 ppm with the peak area of the aromatic protons of polystyrene at 6.3-7.2 ppm and EO protons at 3.6 ppm. The composition of the block copolymer can also be determined by titration in acetic acid/HClO₄ using crystal violet indicator. Copolymer PDI is determined by SEC.

Solubility:

Poly(styrene-b-2 vinylpyridine-b-ethylene oxide) is soluble in THF, toluene, and CHCl₃. The triblock copolymer can also be solubilized in methanol, ethanol depending on its composition. The polymer readily precipitates from hexanes, ether and water.

¹H-NMR Spectrum of the polymer:**SEC of the polymer:****References:**

1. S. K. Varshney, X. F. Zhong and A. Eisenberg *Macromolecules* **1993**, 26, 701-706.
2. Gohy J.-F., Willet N., , Zhang J.-X., Varshney S., Jerome, ., *pH dependence of the morphology of aqueous micelles formed by poly(styrene)-block-poly(2-vinylpyridine)-block-poly(ethylene oxide) copolymers*, e-polymers 2002, 35.
3. Gohy, J.-F., Lohmeijer, B. Varshney S,K, Decamps B., Leroy E., Boileau S., Schubert U. S., *Stimuli-responsive aqueous micelles from an ABC metallo-supramolecular triblock copolymer*, *Macromolecules* 2002, 35, 9748-9755.
4. Gohy, J.-F., Mores S., Varshney S. K., Jerome, R., *Self-organization of water-soluble complexes of a poly(2-vinylpyridinium)-block-poly(ethylene oxide) diblock and a fluorinated anionic surfactant*, *Macromolecules* 2003, 36, 2579-2581.
5. Leil L., Gohy J.-F., Willet N., , Zhang J.-X., Varshney S., Jerome R., *Tuning of the morphology of core-shell-corona aqueous micelles: I. sphere-to-cylinder transition*, *Macromolecules* 2004, 37, 1089-1094.
6. Jean-Francois Gohy, Bas G. G. Lohmeijer, Sunil K. Varshney, and Ulrich S. Schubert, *Covalent vs Metallo-supramolecular Block Copolymer Micelles* *Macromolecules* 2002, 35, 7427-7435.

Thermal Analysis of the sample P4854-S2VPEO

Thermal analysis of the samples was carried out on a TA Q100 differential scanning calorimeter at a heating rate of 10°C/min. The midpoint of the slope change of the heat flow plot of the second heating scan was considered as the glass transition temperature (T_g).

Thermal analysis results at a glance

For PS block: T _g : 105°C	For 2VP block: T _g : Not distinct	
For PEO block		
T _g : Not found	T _m : Not found	T _c : Not found

Thermogram for PS block:

