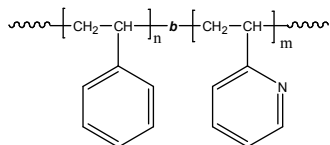


Sample Name: Poly(styrene-b-2-vinyl pyridine)

Sample #: P5052-S2VP

Structure:

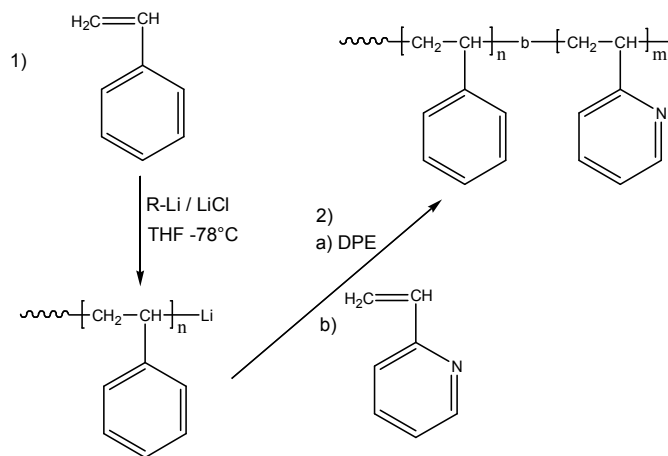


Composition:

Mn x 10 ³ S-b-2VP	PDI
185.0-b-32.0	1.09

Synthesis Procedure:

Poly(styrene-b-2-vinyl pyridine) is prepared by living anionic polymerization in THF at -78 °C in the presence of LiCl as an additive. Polystyrene macroanions were end capped with a unit of diphenyl ethylene (DPE) before adding 2-vinylpyridine (2VP) monomer. For further details please see our published articles^{1,2}. The scheme of the reaction is illustrated below:



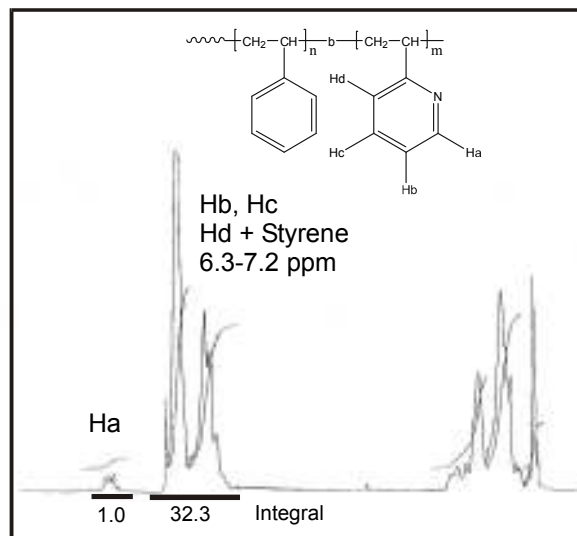
Characterization:

An aliquot of the anionic polystyrene block was terminated before addition of 2VP and analyzed by size exclusion chromatography (SEC) to obtain the molecular weight and polydispersity index (PDI). The Block copolymer composition was then calculated from ¹H-NMR spectroscopy by comparing the peak area of the 2VP proton at 8.2 ppm with the peak area of the aromatic protons of polystyrene at 6.3-7.2 ppm. The composition of the block copolymer can also be determined by titration in acetic acid/HClO₄ using crystal violet indicator. Copolymer PDI is determined by SEC.

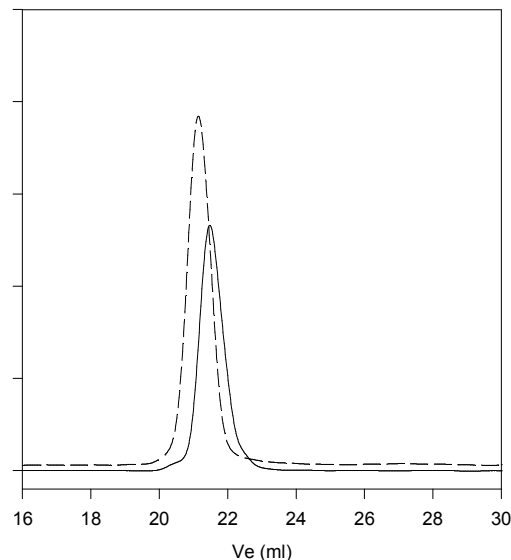
Solubility:

Poly(styrene-b-2 vinylpyridine) is soluble in THF, toluene, and CHCl₃. The diblock copolymer can also be solubilized in methanol, ethanol depending on its composition. The polymer readily precipitates from hexanes, ether and water.

¹H-NMR Spectrum of P5052-S2VP:



SEC of Sample P5052-S2VP:



Size exclusion chromatography of poly(styrene-b-2-vinyl pyridine)

— Polystyrene, M_n=185000 Mw:195000 PI=1.05

- - - Polystyrene(185000)-b-Poly(2-vinyl pyridine)(32000), PI=1.09

References:

- (1). S. K. Varshney, X. F. Zhong and A. Eisenberg *Macromolecules*, **1993**, 26, 701-706.
- (2). Z.Gao, S. K. Varshney, S. Wong, A. Eisenberg *Macromolecules*, **1994**, 27, 7923-7927.