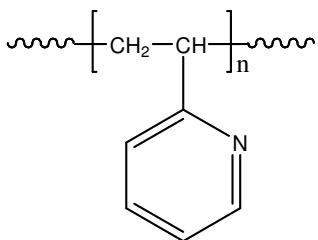


Sample Name: Poly(2-vinyl pyridine)

Sample #: P634-2VP

Structure:

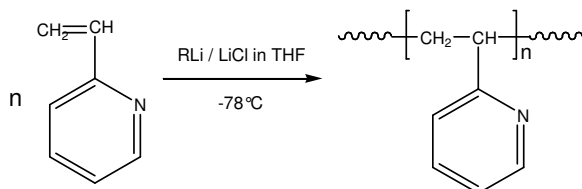


Composition:

M _n x 10 ³	PDI
5.7	1.14

Synthesis Procedure:

Poly(2-vinyl pyridine) is obtained by living anionic polymerization of 2-vinyl pyridine using an adduct of Sec. butyllithium and diphenyl ethylene. Polymerization is carried out in THF at -78 °C. Polymerization reaction is terminated using degassed methanol. The reaction scheme is illustrated as follows:



Characterization:

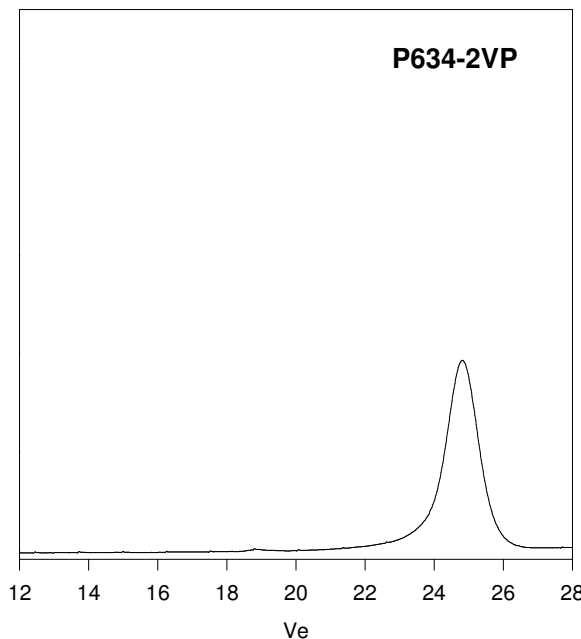
The molecular weight and polydispersity index (PDI) are obtained by size exclusion chromatography (SEC) in THF. SEC analysis was performed on a Varian liquid chromatograph equipped with refractive and UV light scattering detectors. Three SEC columns from Supelco (G6000-4000-2000 HXL) were used with triple detectors from Viscotek Co.

Thermal analysis was performed on TA Instruments Q100 differential scanning calorimeter (DSC) under a nitrogen atmosphere. The glass transition temperature (T_g) of the polymer was measured at a scan rate of 10 °C/min shortly after creating thermal history of the sample.

Solubility:

Poly 2 vinylpyridine is soluble in DMF, THF, toluene, methanol, ethanol and CHCl₃. It precipitates from water and hexanes, ether.

SEC elugram of the polymer:



Size exclusion chromatography of poly(2-vinylpyridine) in THF
M_n=5700, M_w=6500, M_z=7400, PI=1.14

Relationship between T_g and Mn of P2VP:

