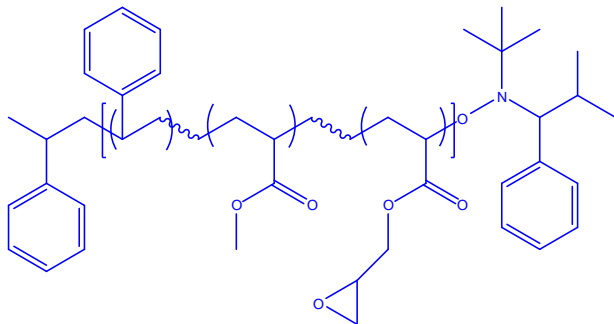


Sample Name:

Random Copolymer Poly(styrene-co-methyl methacrylate-co-glycidyl methacrylate)

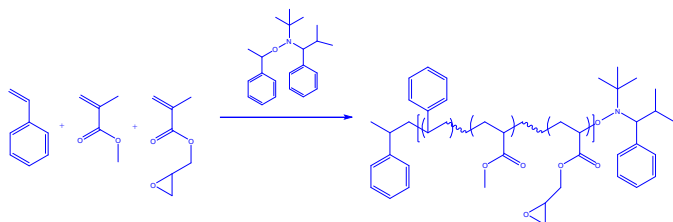
Sample #: P6414F1-SMMAGMAran**Structure:****Composition:**

PS (mol%) : 60%, GMA: 1%

$M_n \times 10^3$	PDI
S-co-MMA-co-GMA	
36.2	1.28
T_g for the random copolymer	91°C

Synthesis Procedure:

Random Copolymer is prepared by nitroxide-mediated radical polymerization of styrene, GMA and MMA.

**Characterization:**

The polymer was analyzed by size exclusion chromatography (SEC) to obtain the molecular weight and polydispersity index (PDI). The copolymer composition was calculated from $^1\text{H-NMR}$ spectroscopy by comparing the peak area the aromatic protons at 6.66-7.05 ppm with the protons of methyl methacrylate at about 0.8-3.8 ppm that deducts the contribution of the styrene back bone protons.

Thermal analysis:

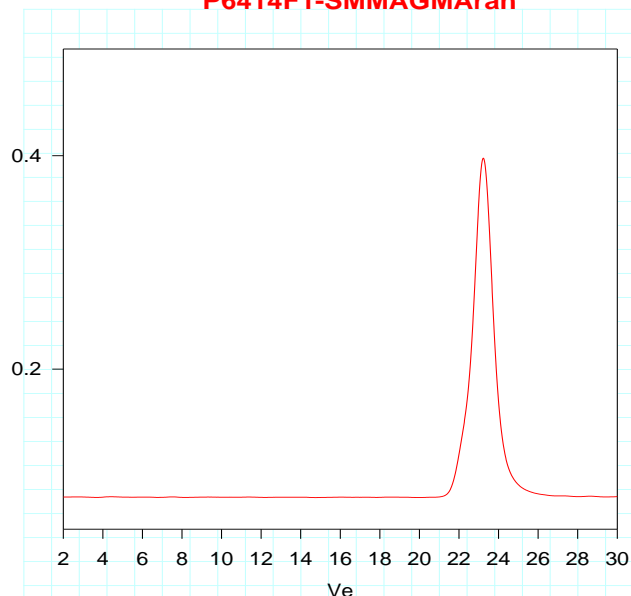
Thermal analysis of the samples was carried out on a TA Q100 differential scanning calorimeter at a heating rate of 20°C/min. The midpoint of the slope change of the heat flow plot of the second heating scan was considered as the glass transition temperature (T_g).

Solubility:

Random Copolymer Poly(styrene-co-MMA-co-GMA) is soluble in CHCl_3 , THF, DMF, toluene and precipitated out from methanol.

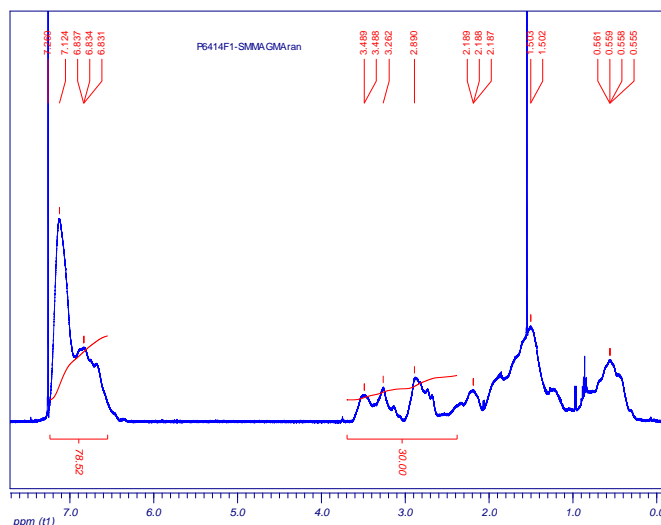
SEC of the random copolymer:

P6414F1-SMMAGMAran



Size Exclusion Chromatography of Poly(Styrene-co-MMA-co-GMA):

$M_n = 36200$, $M_w = 46300$, $M_w/M_n = 1.28$

Proton NMR of copolymer:**DSC thermogram for the sample:**