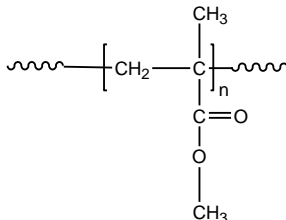


Sample Name: **Poly(methyl methacrylate)**
Different Microstructure

Sample #: **P7400-MMA**

Structure:



Composition:

$M_n \times 10^3$	PDI
77.0	1.4
Syndio : Hetero : Isotactic	53 : 40 : 7

Synthesis Procedure:

Poly(methyl methacrylate) was obtained by GTP process.

Characterization:

Tacticity of the polymer was determined by ^1H NMR. The molecular weight and polydispersity index (PDI) were obtained by size exclusion chromatography (SEC) in THF. SEC analysis was performed on a Varian liquid chromatograph equipped with refractive and UV light scattering detectors. Three SEC columns from Supelco (G6000-4000-2000 HXL) were used with triple detectors from Viscotek Co.

Thermal analysis of the samples was carried out using a differential scanning calorimeter (TA Q100) at a heating rate of $10^\circ\text{C}/\text{min}$. The inflection glass transition temperature (T_g) of the sample has been considered.

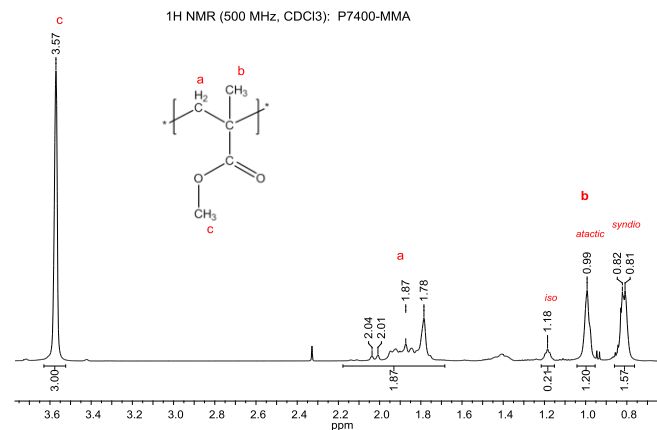
Solubility:

The polymer is soluble in THF, CHCl_3 , toluene and dioxane. The polymer precipitates from cold methanol and ethanol.

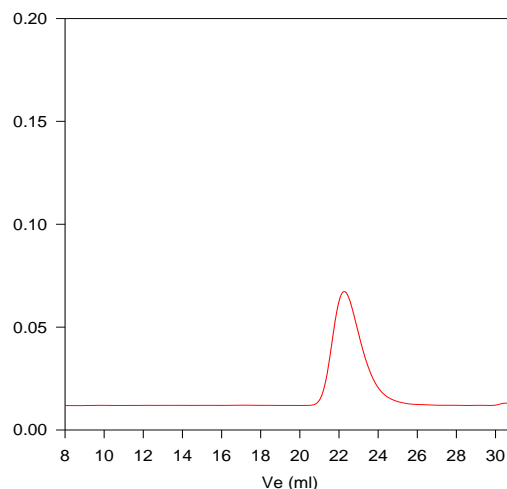
T_g vs MW for selected atactic PMMA:

$M_n \times 10^3$	$T_g (^\circ\text{C})$	$M_n \times 10^3$	$T_g (^\circ\text{C})$
1.1	51	36	98
2.5	76	55	111
5.0	91	70	107
15	101	127	115
19	107	230	114
29	96	700	121

^1H NMR spectrum of PMMA:



SEC elugram of PMMA homopolymer:
P7400-MMA (atactic form)



Size exclusion chromatograph of polymethylmethacrylate-rich in atactic
 $M_n = 77000$, $M_w = 108000$ PI=1.4
 Solution Viscosity in THF at 35°C : 0.506 dL/g
 Radius of gyration: 12.07 nm
 data from triple detectors from Viscotek Co.

DSC:

T_g of atactic poly methyl methacrylate as function of molecular weight

