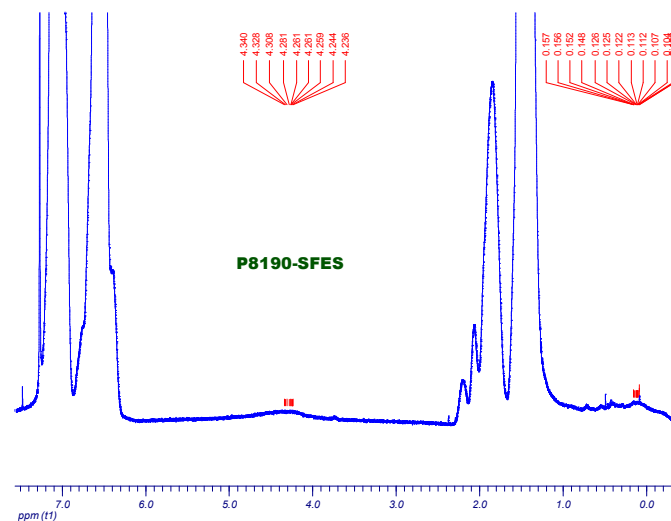
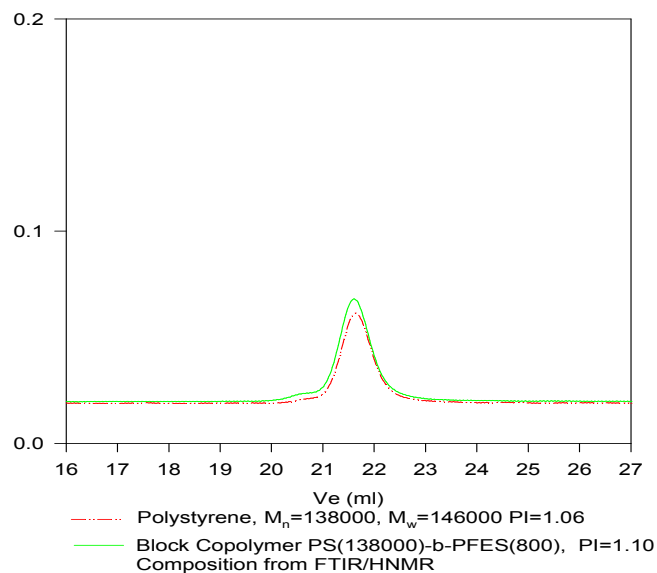


¹H-NMR of the polymer:



SEC profile of the block copolymer

P8190-SFES

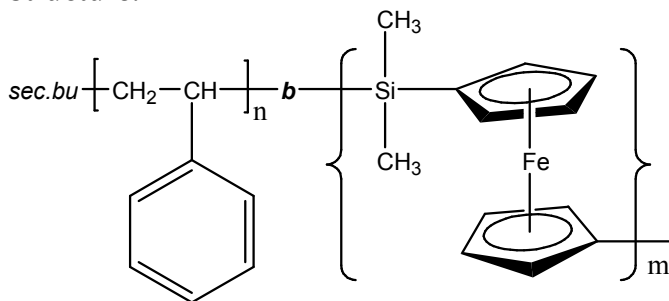


Sample Name:

Poly(styrene-b-ferrocenyldimethylsilane)

Sample #: P8190-SFES

Structure:



Composition:

| Mn x 10 ³ S-b-FES | Mw/Mn (PDI) |
|---------------------------------|-------------|
| 138.0-b-0.8 | 1.10 |

Synthesis Procedure:

Poly(styrene-b-ferrocenyldimethylsilane) is prepared by anionic living polymerization by successive addition of styrene followed by the addition of ferrocenyldimethylsilane monomer.

Characterization:

An aliquot of the polystyrene block was terminated before addition of hexamethyl cyclotrisiloxane and analyzed by size exclusion chromatography (SEC) to obtain the molecular weight and polydispersity index (PDI). The final block copolymer composition was calculated from ¹H-NMR spectroscopy by comparing the peak area of the styrene protons at 6.3-7.2 ppm with the peak area of Si(CH₃) at 0.2ppm.

Solubility:

Polymer is soluble in THF, CHCl₃, Toluene and precipitate out from ether and hexanes.