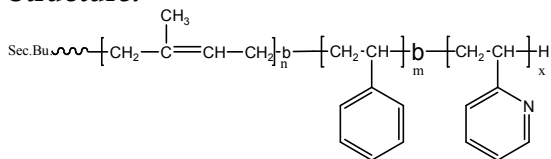


Sample Name:

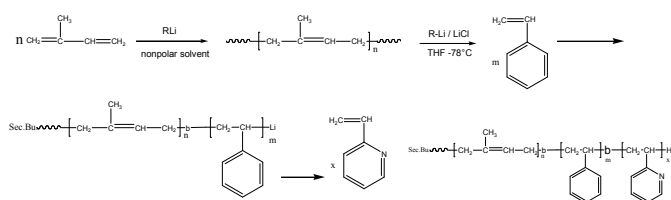
Poly(Isoprene-b-styrene-b-2vinyl pyridine)

Sample #: P8247-IPS2VP**Structure:****Composition:**

Mn x 10 ³ IP-b-S-2VP	PDI
13.0-70.0-b-16.0	1.14

Synthesis Procedure:

By living anionic polymerization with sequence addition of isoprene (polymerization in apolar solvent) than styrene, followed by addition of 2 vinyl pyridine (2VP). The scheme of the reaction is illustrated below:

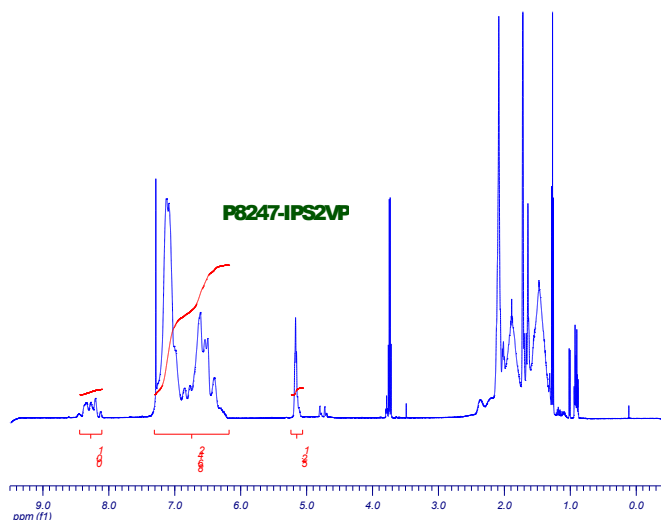
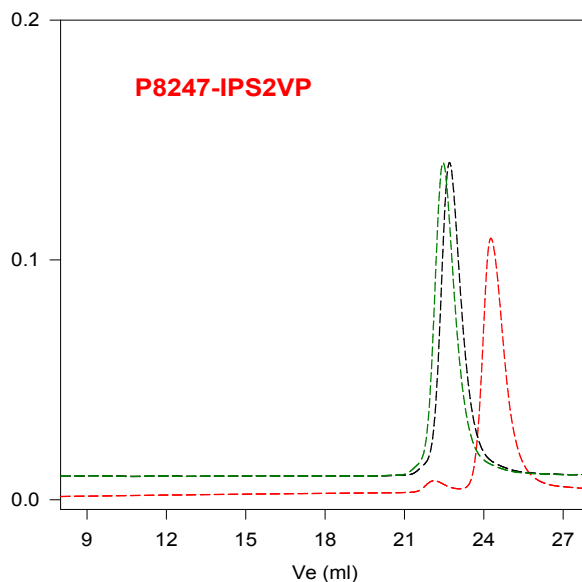
**Characterization:**

First Block: Size exclusion chromatography (SEC): Varian liquid chromatograph equipped with UV and refractive detector. SEC columns from Supelco were used with THF as the eluent. The columns were calibrated with monodisperse polystyrene. The molecular weights and the polydispersity index were calculated.

Second and Third Block: The chemical composition was extracted from proton NMR, which was recorded from Varian 500MHz instrument using CDCl₃ as solvent. The molecular weights of second and third block were calculated based on the molecular weight of other blocks and the chemical composition. The polydispersity index of block copolymer was obtained by SEC as described above.

Solubility:

Polymer is soluble in THF, toluene, and CHCl₃. The polymer readily precipitates from cold hexanes/ethanol mixture. .

¹H-NMR Spectrum of the polymer:**SEC for the polymer:**

Size exclusion chromatography of poly(IP-b-S-b-2VP)

--- PIP (rich in 1, 4 addition), M_n=13000, M_w=13500, Mw/Mn=1.04

---- Poly(IP-b-S): P(13000)-b-S(70000) Mw/Mn=1.08

--- Triblock copolymer: P(IP)13000-b-S(70000)-b-2VP(16000): Mw/Mn=1.14
Composition from ¹H NMR
dn/dc in THF at 35 oC: 0.138ml/g

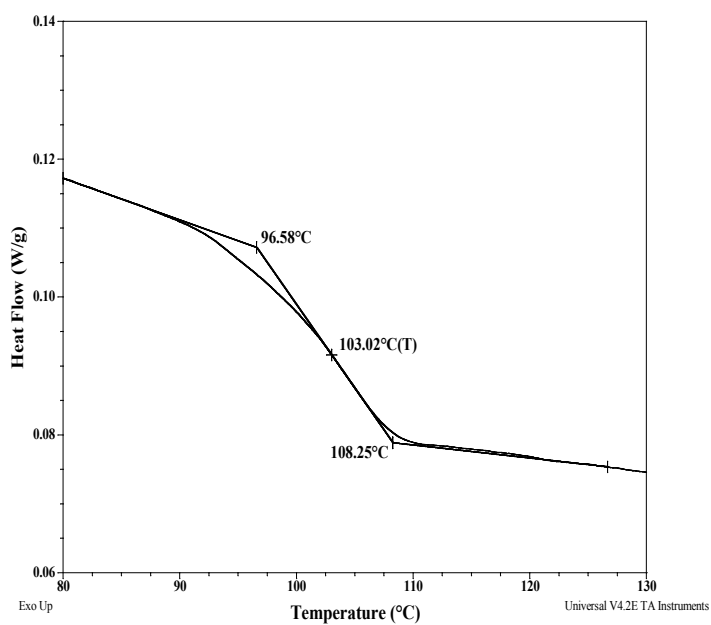
Thermal Analysis of sample #: P8247-IPS2VP

Thermal analysis of the samples was carried out on a TA Q100 differential scanning calorimeter at a heating rate of 10°C/min. The midpoint of the slope change of the heat flow plot of the second heating scan was considered as the glass transition temperature (T_g).

Thermal analysis results at a glance

For PS block:	For 2VP block:	For PIp block:
T_g : 103°C	T_g : Not distinct	T_g : -67°C

DSC thermogram for PS block:



DSC thermogram for PIp block:

