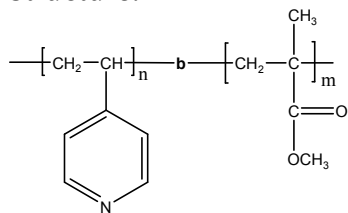


**Sample Name:** Poly(4-vinyl pyridine-b-methyl methacrylate)

**Sample #:** P8354-4VPMMA

**Structure:**



**Composition:**

$M_n \times 10^3$ 4VP-b-MMA	$M_w/M_n$ (PDI)
16.0-b-1680.0	1.13

**Synthesis Procedure:**

Poly(4-vinyl pyridine-b-methyl methacrylate) is synthesized by living anionic polymerization with sequence addition of 4-vinyl pyridine followed by methyl methacrylate.

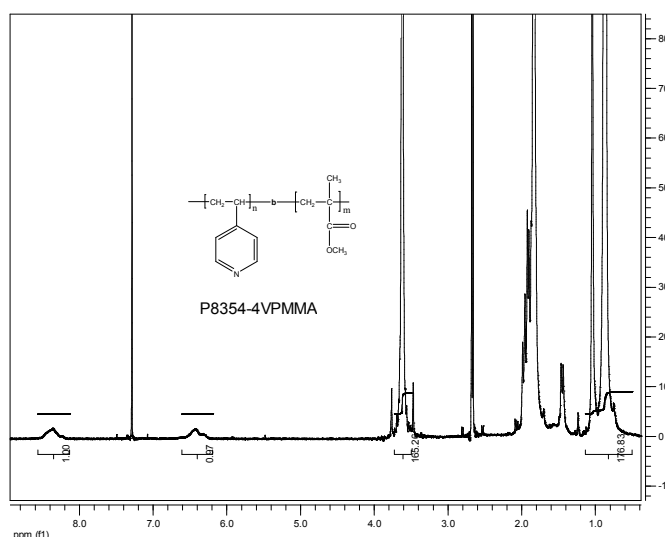
**Characterization:**

An aliquot of the anionic 4-vinyl pyridine block was terminated before addition of methyl methacrylate and analyzed by size exclusion chromatography (SEC) to obtain the molecular weight and polydispersity index (PDI). The block copolymer composition was then calculated from  $^1\text{H-NMR}$  spectroscopy by comparing the peak area of the 4-vinyl pyridine proton peaks at about 8.5 ppm with the methyl methacrylate protons at 3.6 ppm. Copolymer PDI is determined by SEC.

**Solubility:**

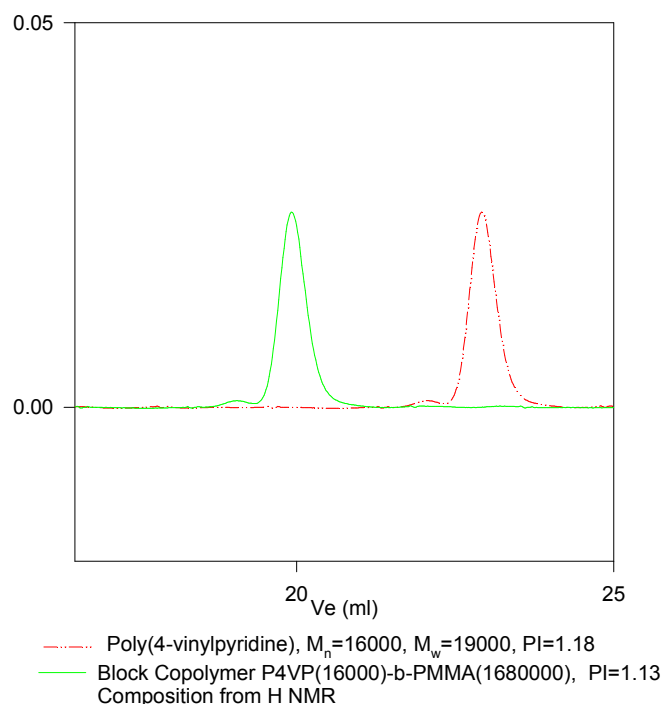
Poly(4-vinyl pyridine-b-methyl methacrylate) is soluble in THF,  $\text{CHCl}_3$  and dioxane.

**$^1\text{H-NMR}$  Spectrum of the block copolymer:**



**SEC of Sample of the block copolymer:**

**P8354-4VPMMA**



**Reference:**

S. K. Varshney, X. F. Zhong and A. Eisenberg, Anionic homopolymerization and block copolymerization of 4-vinylpyridine and its investigation by high-temperature size-exclusion chromatography in N-Methyl-2-Pyrrolidinone. CA 118, 12, 102658, *Macromolecules*, 1993, 26, 701-706.

## Thermal analysis for the sample P8354-4VPMMA

Thermal analysis of the samples was carried out on a TA Q100 differential scanning calorimeter at a heating rate of 10°C/min. The midpoint of the slope change of the heat flow plot of the second heating scan was considered as the glass transition temperature ( $T_g$ ).

### Thermal analysis results at a glance

Sample	$T_g$ (°C)
4VP ( $M_n=15k$ )	135
MMA ( $M_n=450k$ )	118
P-8354	133

### Thermogram for the sample:

