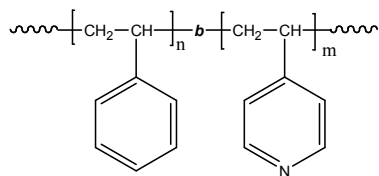


Sample Name: Poly(styrene-b-4-vinyl pyridine)

Sample #: P8406-S4VP

Structure:



Composition:

Mn x 10 ³ PS-b-4VP	PDI
12.0-b-14.0	1.09
T _g for PS block: 98°C	T _g for 4VP block: 144°C

Synthesis Procedure:

Poly(styrene-b-4-vinyl pyridine) is prepared by living anionic polymerization in THF or THF-DMF solvent mixtures at -78 °C. Polystyrene macroanions were end capped with a unit of diphenyl ethylene (DPE) before adding 4-vinylpyridine (4VP) monomer. For further details please see our published articles.^{1,2}

Characterization:

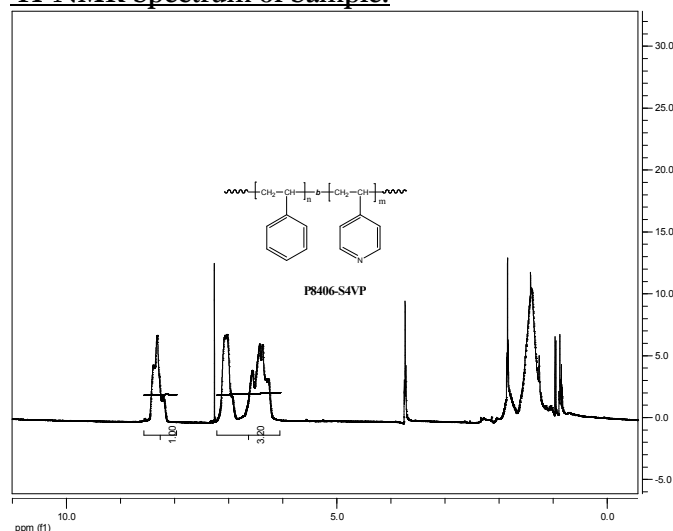
An aliquot of the anionic polystyrene block was terminated before addition of 4-vinyl pyridine and analyzed by size exclusion chromatography (SEC) in DMF to obtain the molecular weight and polydispersity index (PDI). The block copolymer composition was then calculated from ¹H-NMR spectroscopy by comparing the peak area of the two aromatic 4-VP protons at about 8.5 ppm with the peak area of the aromatic protons of polystyrene at 6.3-7.2 ppm. The composition of the block copolymer can also be determined by titration in acetic acid/HClO₄ using crystal violet indicator. Copolymer PDI is determined by SEC.

Thermal analysis of the samples was carried out using a differential scanning calorimeter (TA Q100) at a heating rate of 15°C/min. The inflection glass transition temperature (T_g) of the sample has been considered.

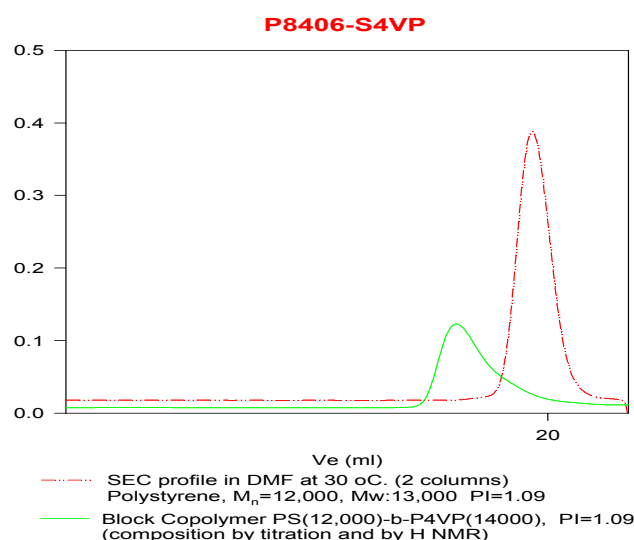
Solubility:

Poly(styrene-b-4-vinyl pyridine) is soluble in DMF, CHCl₃. The polymer can also be solubilized in THF depending on its chemical composition. The polymer readily precipitates from hexanes and diethyl ether.

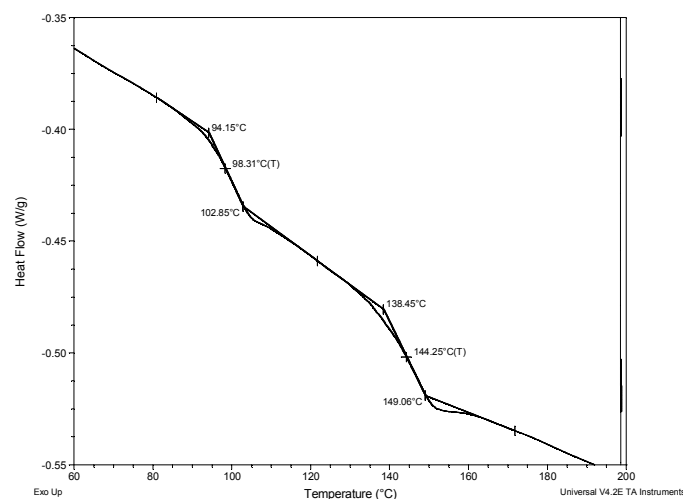
¹H-NMR Spectrum of Sample:



SEC of Sample #



DSC thermogram for the sample:



References:

- (1). S. K. Varshney, X. F. Zhong & A. Eisenberg *Macromolecules*, **1993**, 26, 701-706.
- (2). Z.Gao, S. K. Varshney, S. Wong, A. Eisenberg *Macromolecules*, **1994**, 27, 7923-7927.