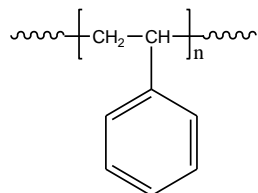


Sample Name: Polystyrene

Sample #: P8664-S

Structure:

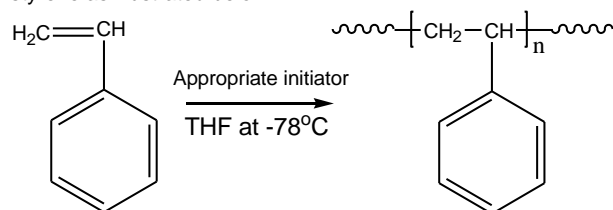


Composition:

Mn x 10 ³	PDI
120.0	1.13

Synthesis Procedure:

Polystyrene is obtained by living anionic polymerization of styrene as illustrated below:



Characterization:

The molecular weight and polydispersity index (PDI) are obtained by size exclusion chromatography (SEC) in THF. SEC analysis was performed on a Varian liquid chromatograph equipped with refractive and UV light scattering detectors. Three SEC columns from Supelco (G6000-4000-2000 HXL) were used with triple detectors from Viscotek Co.

Thermal analysis:

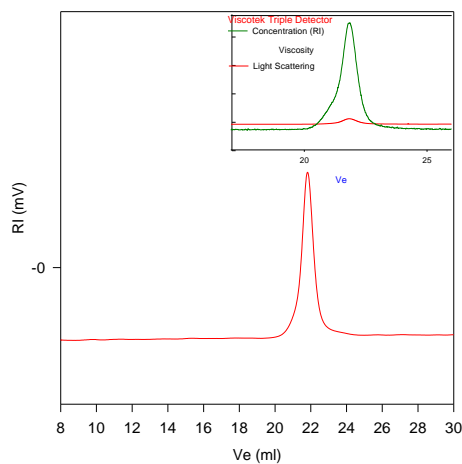
Thermal analysis of the sample was carried out using a differential scanning calorimeter (TA Q100) at a heating rate of 10°C/min. The inflection glass transition temperature (T_g) has been considered.

Solubility:

Polystyrene is soluble in DMF, THF, toluene and CHCl_3 . It precipitates from methanol, ethanol, water and hexanes.

SEC of Homopolymer:

P8664-S



Size Exclusion Chromatography of polystyrene;

— $M_n = 120,000$, $M_w = 135,500$, $M_w/M_n = 1.13$

In box Light Scattering data from Triple detectors:

dn/dc in THF 0.185 ml/g Solution Viscosity in THF at 35 °C: 0.596 dl/g

R_{gw}:14.69m

T_g of polystyrene as function of molecular weight

