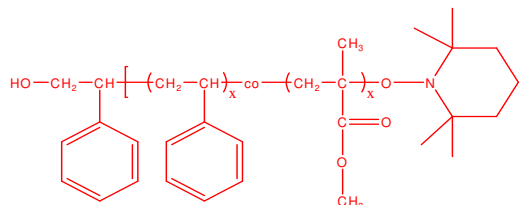


Sample Name: Random Copolymer Poly(styrene-co-methyl methacrylate), α -Hydroxyl- ω -Tempo moiety Terminated
Sample #: P9084-SMMAranOHT
Structure:

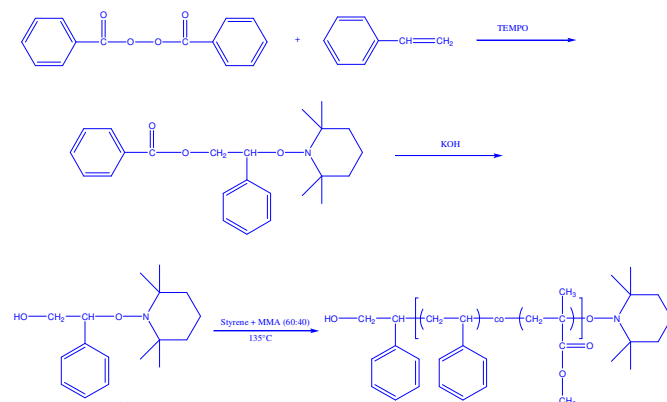


Composition:

Mn x 10 ³ (Styrene content mol%)	Mw/Mn (PDI)
8.5 (60 %)	1.3
T _g (°C)	75

Synthesis Procedure:

Hydroxy terminated poly(styrene-co-methyl methacrylate) is prepared by stable free radical polymerization at 135°C. The reaction scheme is shown below:



Characterization:

An aliquot of the copolymer was analyzed by size exclusion chromatography (SEC) to obtain the molecular weight and polydispersity index (PDI), the instrument calibrated by Polystyrene standards. The chemical composition was calculated from ¹H-NMR spectroscopy by comparing the peak area of the phenyl protons at 6.8-7.4 ppm with the peak area of methyl methacrylate at 2.6-3.6 ppm.

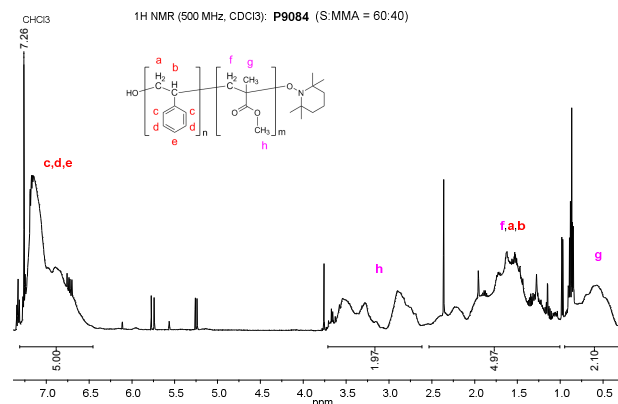
Thermal Analysis:

Thermal analysis was carried out on a TA Q100 differential scanning calorimeter at a heating rate of 10°C/min. The midpoint of the slope change of the heat flow plot was considered as the glass transition temperature (T_g).

Solubility:

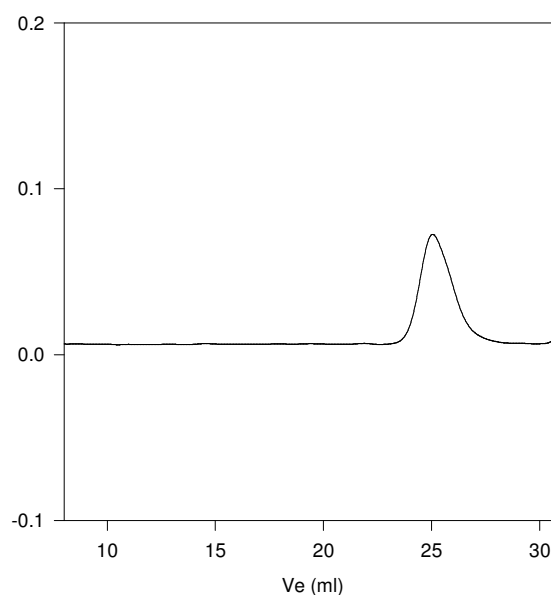
Poly(styrene-co-methyl methacrylate) is soluble in THF, DMF, toluene and chloroform. The polymer precipitates from methanol and hexanes.

¹H NMR spectrum of the polymer:



SEC profile of the random copolymer:

P9084-SMMAranOHT



— M_n=8500, M_w=11000, PI=1.3 PS%mol= 60 (calculated from NMR)

Thermogram for the polymer:

