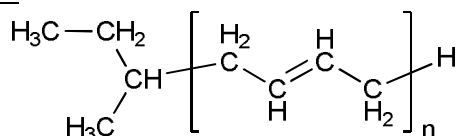


Sample Name:
Polybutadiene (predominantly 1,4-addition)

Sample # **PBd-8**

Structure:



Composition:

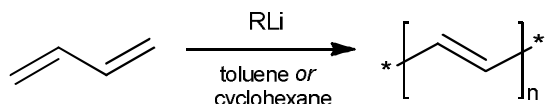
$M_n \times 10^3$ (g/mol)	Mw/Mn
11.7	1.04

Microstructure:

1,4-addition:		1,2-addition
<i>Cis</i> -isomer	<i>Trans</i> -isomer	
49 %	40 %	11 %

Synthesis procedure:

1,4-Polybutadiene was prepared by living anionic polymerization in toluene or cyclohexane. A scheme of reaction is presented below.



Characterization:

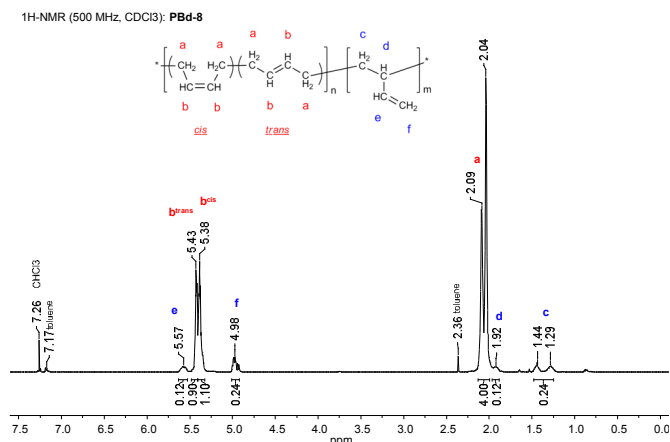
The polybutadiene microstructure was determined by ^1H NMR spectroscopy by comparison of characteristic chemical shifts for *cis*-1,4- and *trans*-1,4- isomers, and 1,2-vinyl type of butadiene polymerization.

The molecular weight and polydispersity index (M_w/M_n) of polybutadiene were obtained by size exclusion chromatography (SEC) in THF. SEC analysis was performed on a Varian liquid chromatograph equipped with triple detector (RI, viscometer, light scattering) and SEC columns from Supelco (G6000-4000-2000 HXL).

Solubility:

Polybutadiene is soluble in THF, chloroform, toluene, hexane, pentane, cyclohexane; and it precipitates from methanol, ethanol.

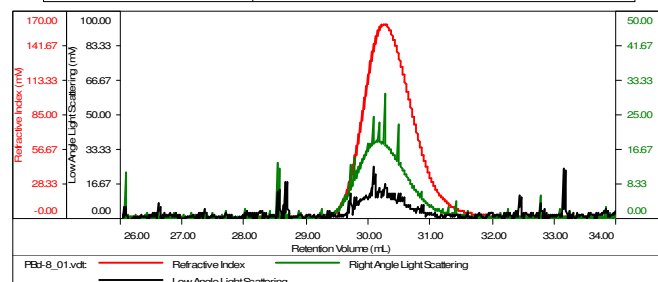
^1H NMR spectrum of polybutadiene in CDCl_3 :



SEC elugram of polybutadiene in THF:

Sample # PBd-8

Concentration (mg/mL)	2.7536
Sample dn/dc (mL/g)	0.1270
Method File	PS800-April-18-2016-0001.vcm
Column Set	3x PL 1113-6300
Solvent	THF



Sample	Mn (Da)	Mw (Da)	Mw/Mn	IV (dL/g)	Rh (nm)	Flat Vol (mL)
PBd-8_01.vcl	11,699	12,210	1.044	0.3046	4.53	30.223