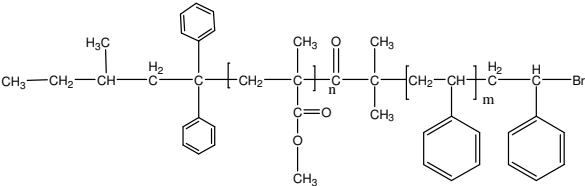


Sample Name: **Bromo terminated Poly(methyl methacrylate-b-Styrene) diblock copolymer (Anionic process and controlled radical process) PMMA : Syndiotactic rich**

Sample #: **P40097B-MMAS-Br**

Structure:



Composition:

Mn × 10 ³ (MMA-b-S-br)	PDI
6.3-b-10.0	1.09
Microstructure of PMMA block	S:H:I contents 78:16:6
T _g for PS block: 104 °C	T _g for MMA block: Not distinct

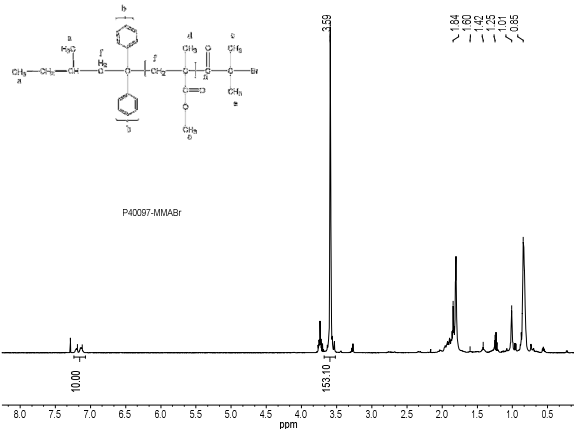
Synthesis Procedure:

Poly(styrene-b-methylmethacrylate-b-styrene) was prepared by anionic and controlled processes. For further details see the following article:

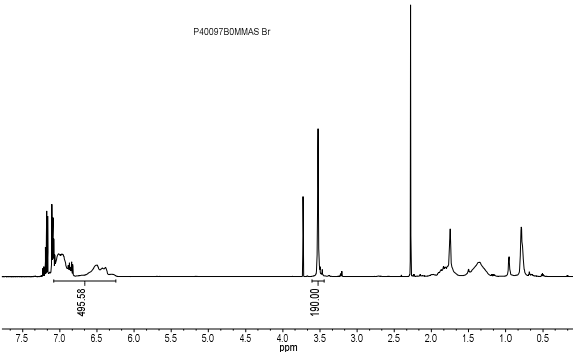
Song Zhengji, Pelletier Carole, Qi Yinghua, Ahmed Jasim, Varshney Sunil K., Jafar Mazumder, M. A. **Synthesis and thermal properties of triblock copolymers of methyl methacrylate using combination of anionic and controlled radical polymerization: Poly(methyl methacrylate) center block bearing different microstructures, e-Polymers, Volume 12, Issue 1. Pages 788-802**

Characterization: The polymer was characterized by ¹H NMR and SEC

¹H NMR spectrum of MMAS-Br:



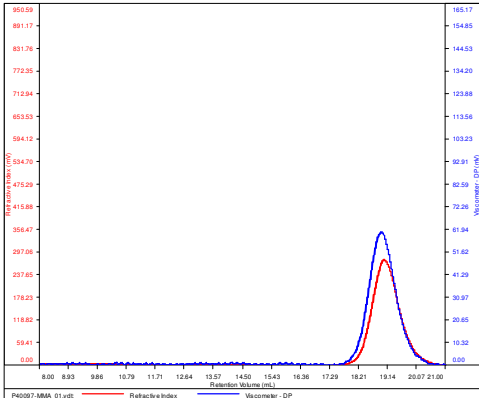
¹H NMR spectrum of the PMMAS-Br:



SEC elugram of the polymer:

P40097-1

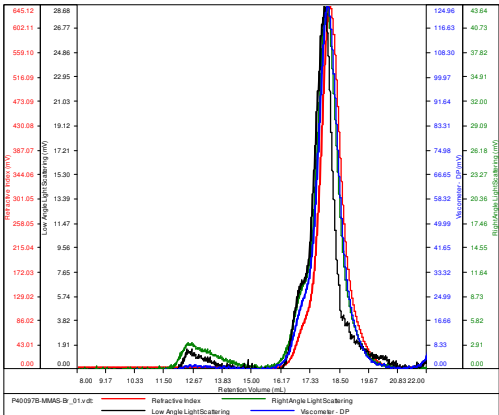
Conc (mg/mL)	11.2409
dn/dc (mL/g)	0.0650
Method	PS80k-August-08-2016-0000.vcm
Solvent	DMF w/0.023M LiBr
Column	PSS



Sample	Mn	Mw	Mp	Mw/Mn	IV
P40097-MMAS-Br_01.vcl	6,316	6,890	6,043	1.091	0.0605

P40097B-MMAS-Br

Conc (mg/mL)	19.0165
dn/dc (mL/g)	0.1000
Method	PS80k-August-08-2016-0000.vcm
Solvent	DMF w/0.023M LiBr
Column	PSS



Sample	Mn	Mw	Mp	Mw/Mn	IV
P40097B-MMAS-Br_01.vcl	17,445	18,853	17,045	1.081	0.0844