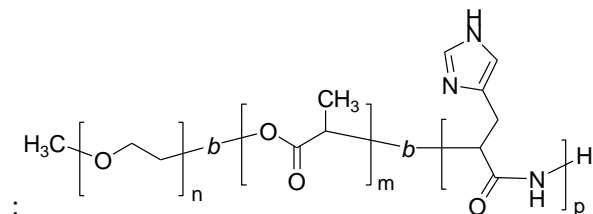


**Sample name:** Amino terminated Poly (Ethylene glycol methlether-b-lactide-b-Histidine)

**Sample#:** P40897-mPEG-LA-HisNH2

**Structure:**

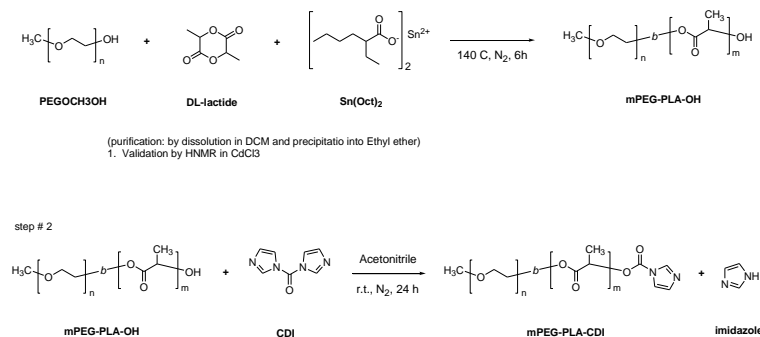


**Composition:**

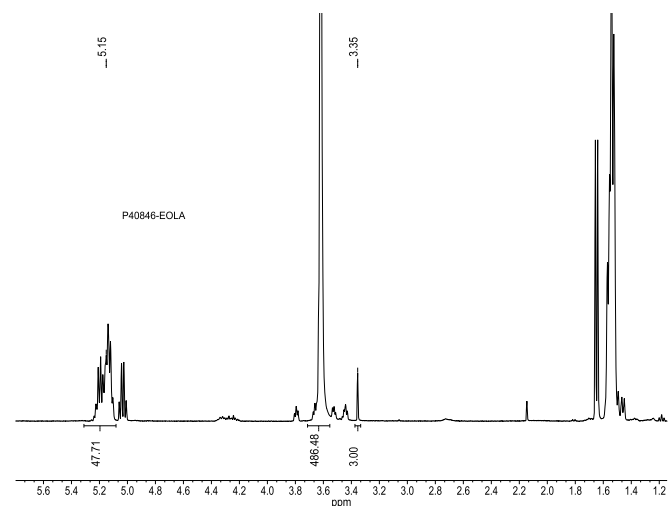
Mn x 10 <sup>3</sup> mPEG-b-LA-Histidine	PDI
5.0-b-3.0-b-2.5	< 1.3
HNMR	

**Synthesis:**

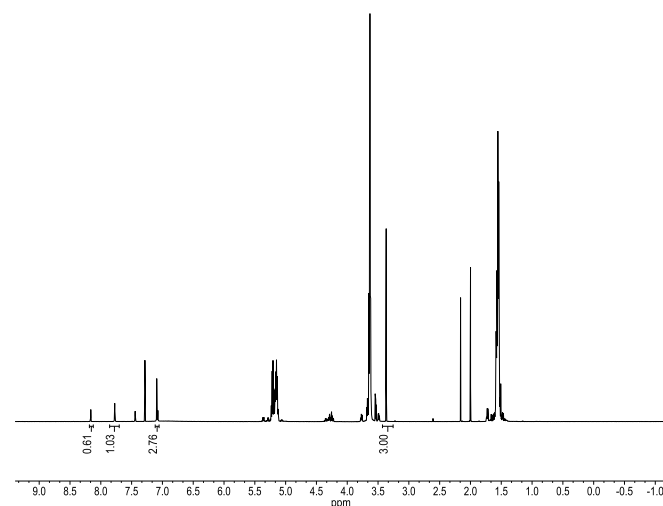
The following reaction scheme shows how the product was prepared:



**<sup>1</sup>H-NMR Spectrum of the block copolymer: EOLA**

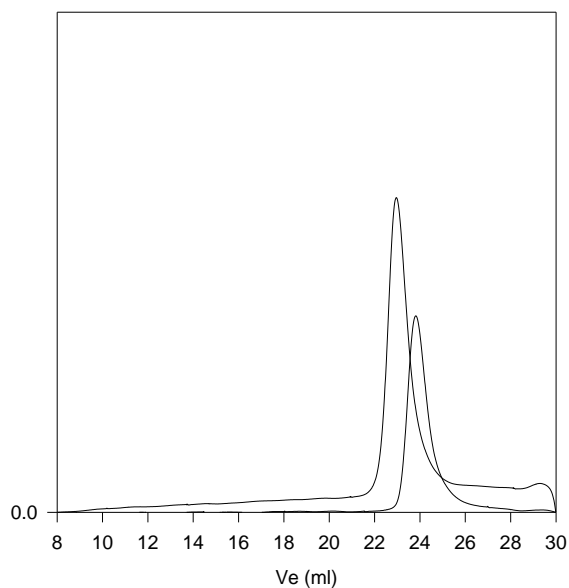


**<sup>1</sup>H-NMR Spectrum of the block copolymer EOLA-Imidazole**



**SEC of the block copolymer use to attached Poly Histidine Block**

**P40846B- EOLA -ID(DL form)**

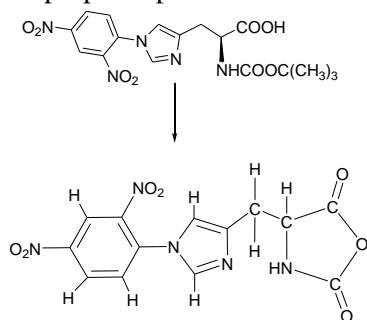


Size exclusion chromatography:

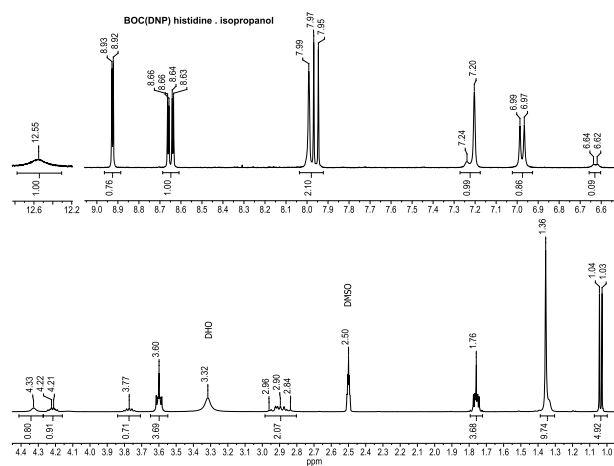
- Poly(ethylene glycol), M<sub>n</sub>=5000, M<sub>w</sub>=5200, PI=1.05
  - Block Copolymer PEO(5000)-b-PLA(3,400), PI=1.10
- Composition from <sup>1</sup>H NMR  
Dp: EO(114 units)-b-LA (42 units)

Histidine isopropanol presented as below scheme:

Histidine isopropanol presented as below scheme:

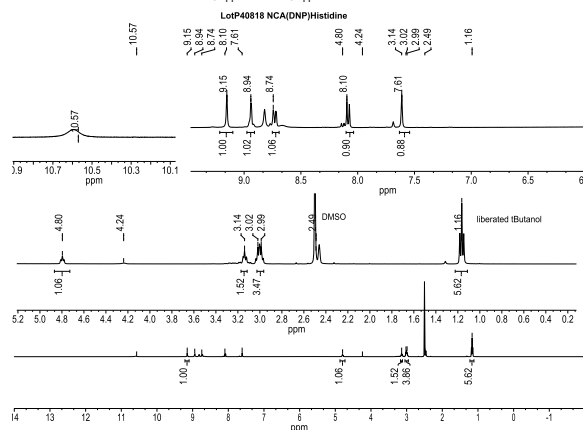
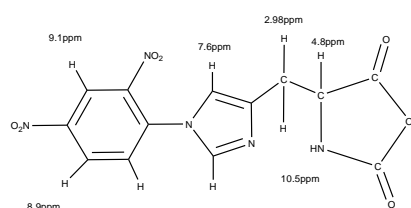


---

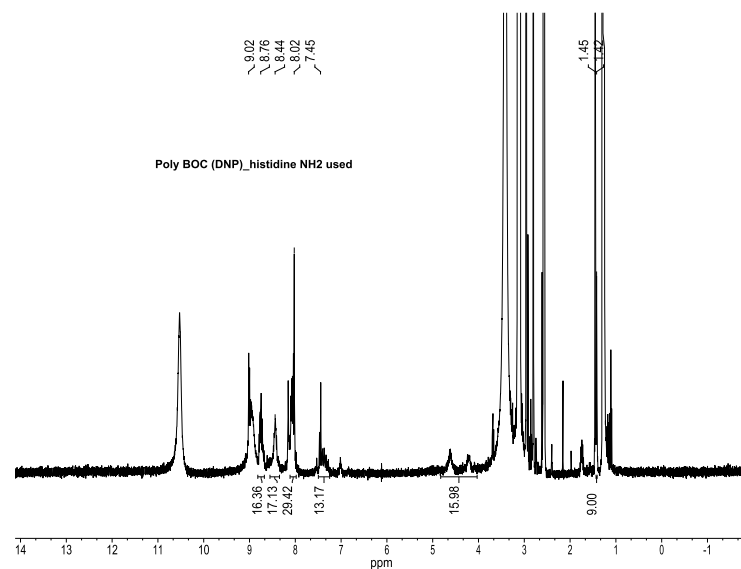


---

### Chemical Shifts in d6 dMSO



---



---

