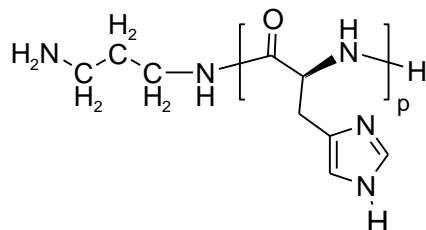


Sample name: α,ω -Diamino terminated Poly L-Histidine

Sample#: P40869B-His2NH2

Structure:

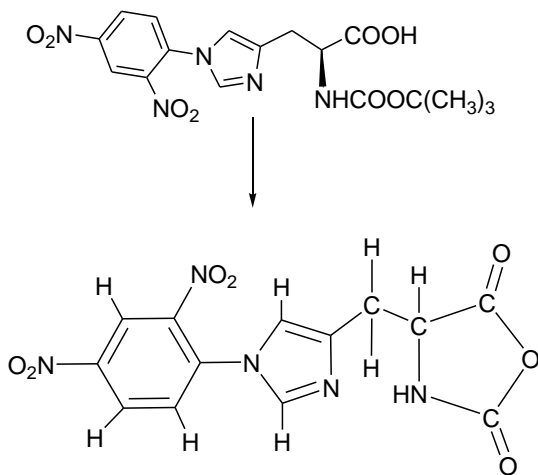


Composition:

Mn x 10 ³	PDI
52.0 dP: 300	< 1.3 By GPC

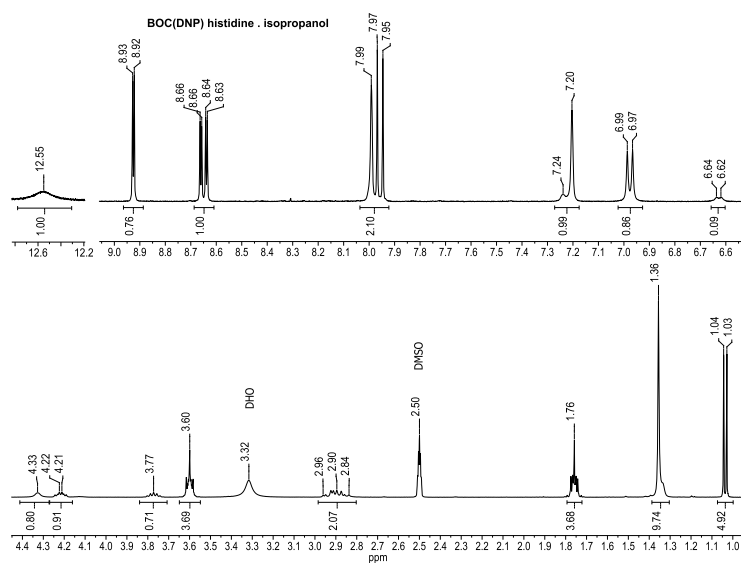
Synthesis:

Dinitro Phenyl histidine N-carboxy anhydride (NCA (DNP) Histidine) was prepared from BOC (DNP) Histidine isopropanol presented as below scheme:



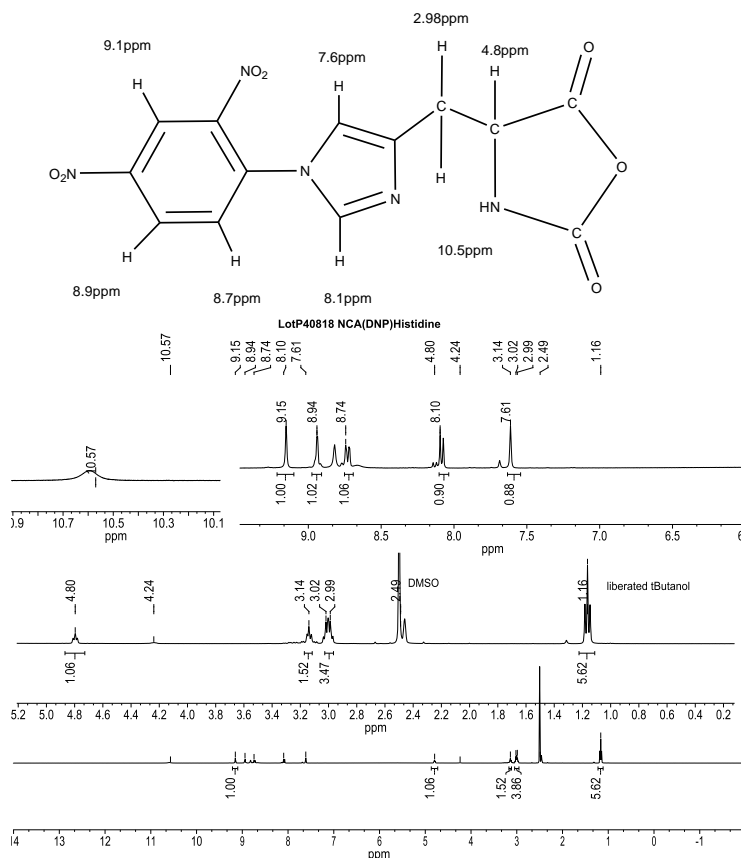
$C_{13}H_9N_5O_7$
Exact Mass: 347.1
Mol. Wt.: 347.2
C, 44.97; H, 2.61; N, 20.17; O, 32.25

¹HNMR spectrum of BOC(DNP) Histidine.
Isopropanol run in dMSO d6;

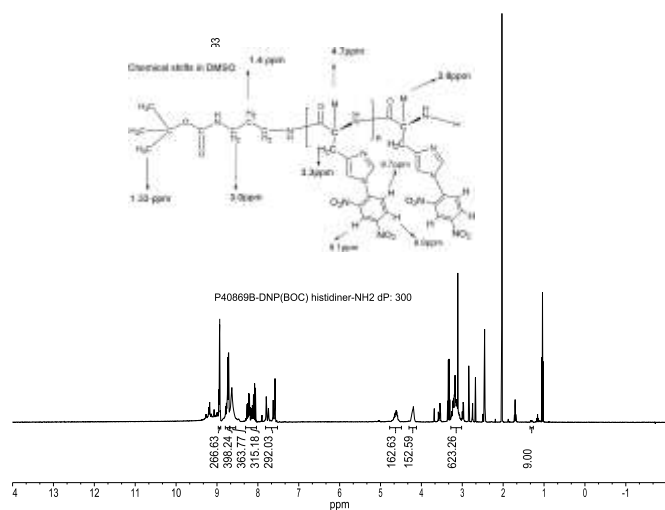


HNMR of NCA (DNP) Histidine run in dMSO d6:

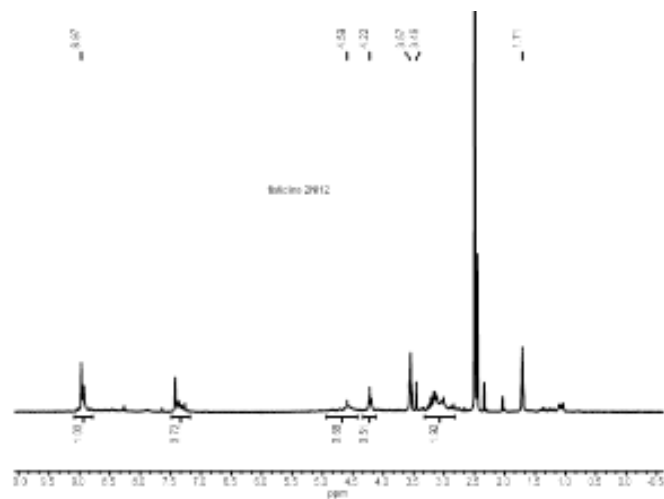
Chemical Shifts in d6 dMSO



¹HNMR spectrum of BOC-(DNP) amino end functionalized Poly histidine:



¹HNMR spectrum of Poly Histidine-2NH2:



Chemical shifts in DMSO:

