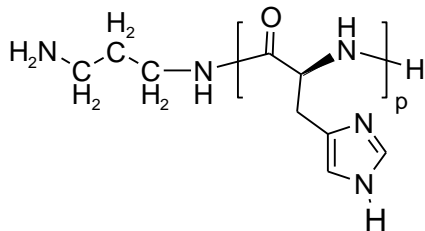


**Sample name:**  $\alpha,\omega$ -Diamino terminated Poly L-Histidine

**Sample#:** P40869C-His2NH2

**Structure:**

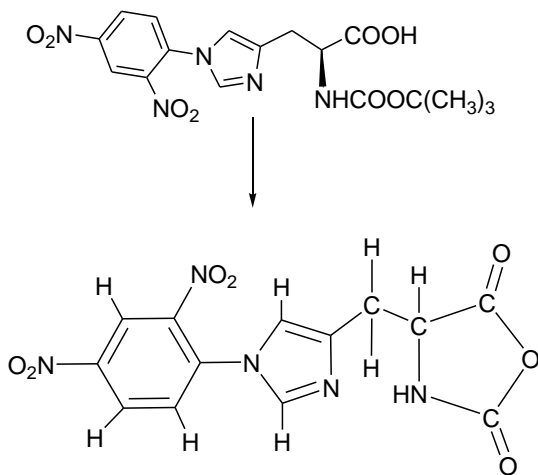


**Composition:**

Mn x 10 <sup>3</sup>	PDI
85.0	< 1.3
dP: 470	By GPC

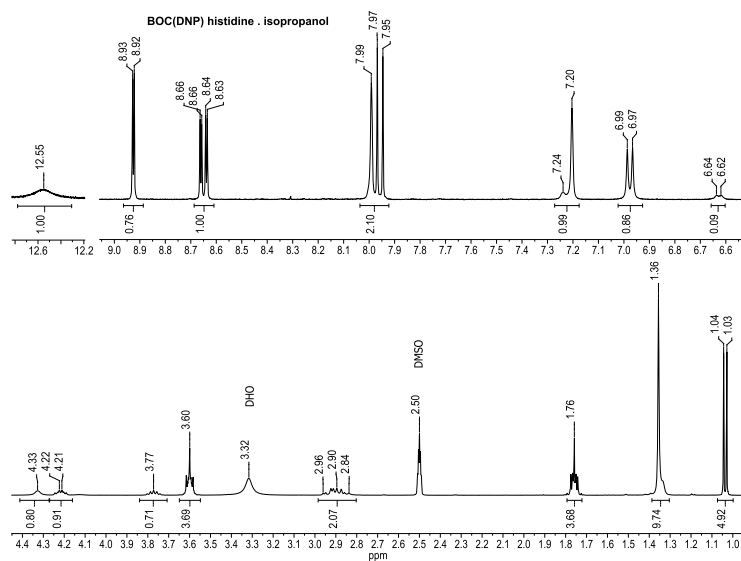
**Synthesis:**

Dinitro Phenyl histidine N-carboxy anhydride (NCA (DNP) Histidine) was prepared from BOC (DNP) Histidine isopropanol presented as below scheme:



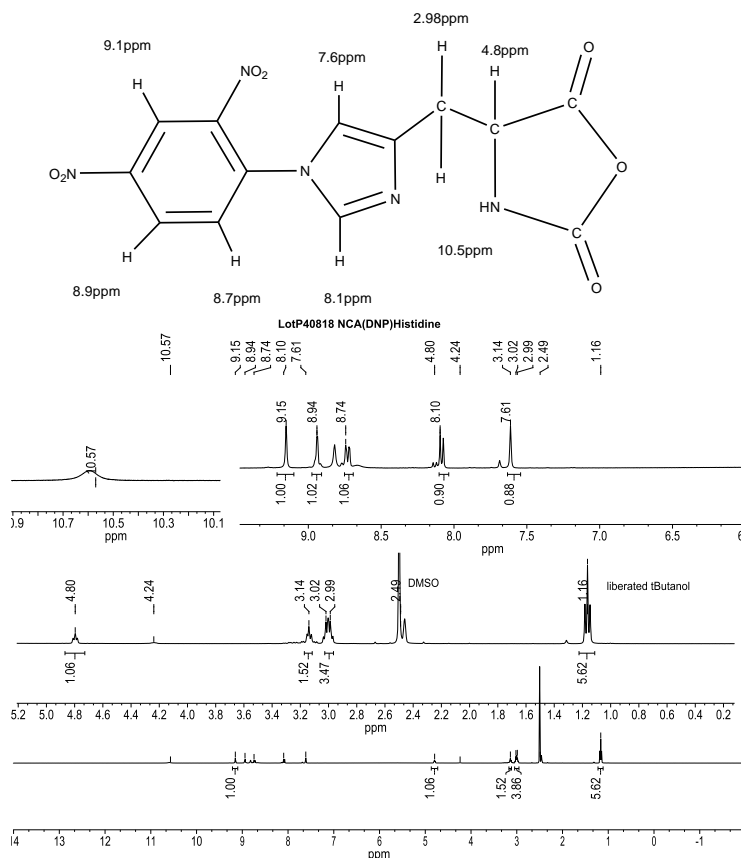
$C_{13}H_9N_5O_7$   
Exact Mass: 347.1  
Mol. Wt.: 347.2  
C, 44.97; H, 2.61; N, 20.17; O, 32.25

**<sup>1</sup>HNMR spectrum of BOC(DNP) Histidine.**  
**Isopropanol run in dMSO d6;**

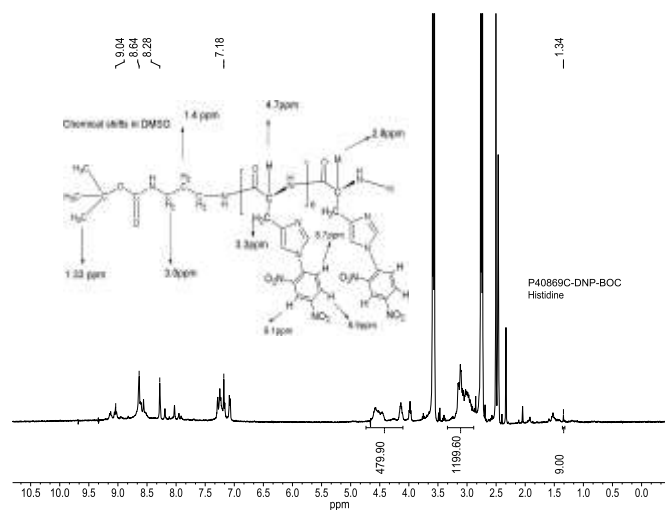


**HNMR of NCA (DNP) Histidine run in dMSO d6:**

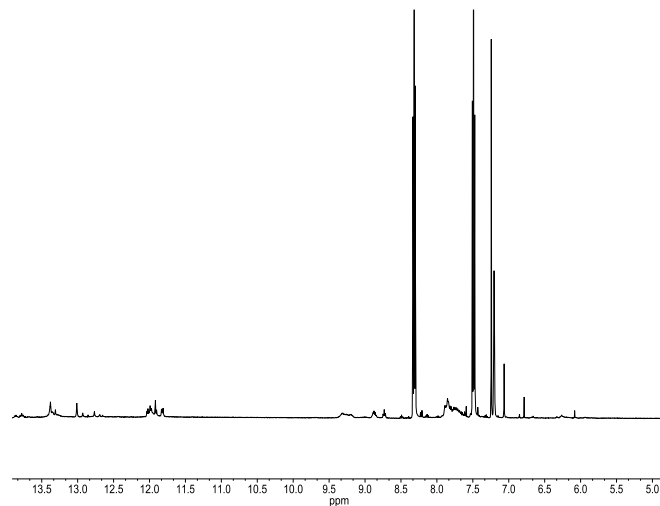
Chemical Shifts in d6 dMSO



**<sup>1</sup>HNMR spectrum of BOC-(DNP) amino end  
functionalized Poly histidine:**



**<sup>1</sup>HNMR spectrum of Poly Histidine-2NH2:**



**Chemical shifts in DMSO:**

