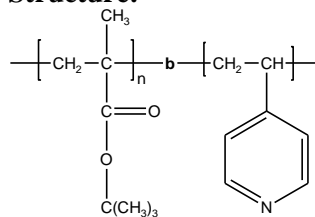


Sample Name: Poly (t-butyl methacrylate-b-4-vinyl pyridine)

Sample #: P41142-tBuMA4VP

Structure:



Composition:

Mn × 10 ³ tBuMA-4VP	PDI
114.0-b-77.0	1.23
T _g for tBuMA block	127 °C
T _g for 4VP block	152 °C

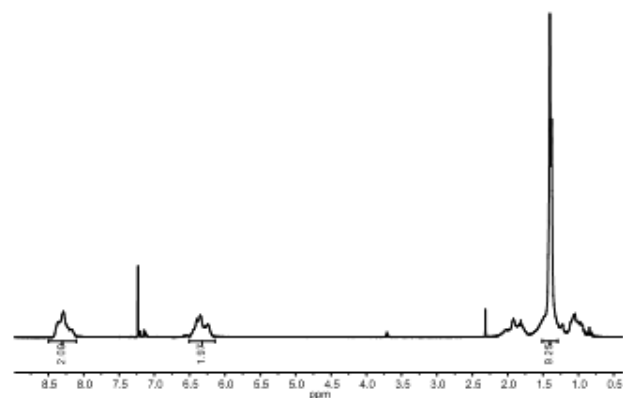
Synthesis Procedure:

Poly(t-butyl methacrylate-b-4-vinyl pyridine) is synthesized by anionic polymerization process.

Characterization:

The product was characterized by size exclusion chromatography (SEC) and ¹H NMR.

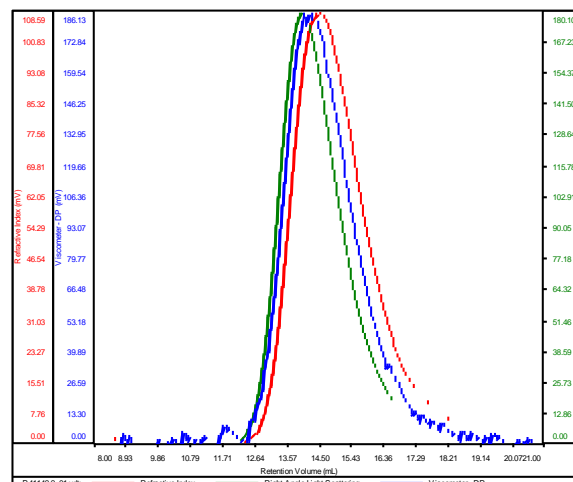
¹H-NMR Spectrum of the block copolymer:



SEC elugram of the polymer:

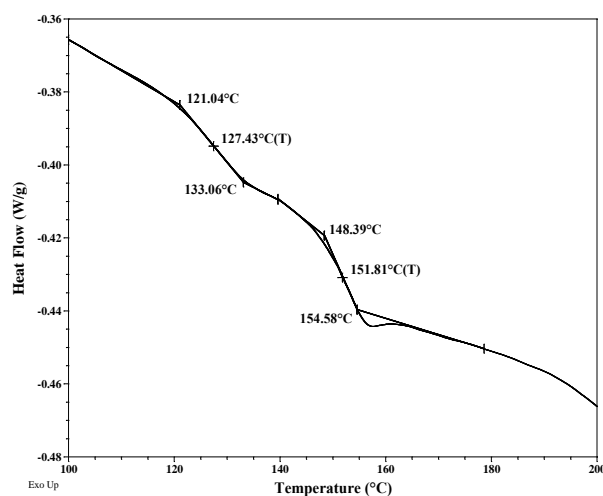
P41142-tBuMA4VP

Conc	8.6029
dn/dc	0.1250
Solvent	DMF w 0.023M LiBr
Flow Rate	0.7000
Method	PS-80K_2018-04-02-0000.vcm



Sample	Mn	Mw	Mp	Mw/Mn	IV
P41142-2_01.vdt	191,244	233,987	236,986	1.223	0.6093

DSC Thermogram of the polymer



Reference:

S. K. Varshney, X. F. Zhong and A. Eisenberg
Macromolecules, 1993, 26, 701-706.