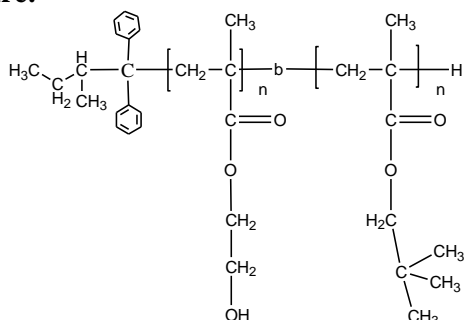


Sample Name: Poly (2-hydroxyethyl methacrylate)-
b-poly (neopentyl methacrylate)

Sample #: P41644A-HEMANPMA

Structure:



Composition:

$M_n \times 10^3$ HEMA-NPMA	Mw/Mn
6.0-b-168.0	1.5

HEMA:NPMA	5:95 molar ratio
T _g for NPMA block:	119°C

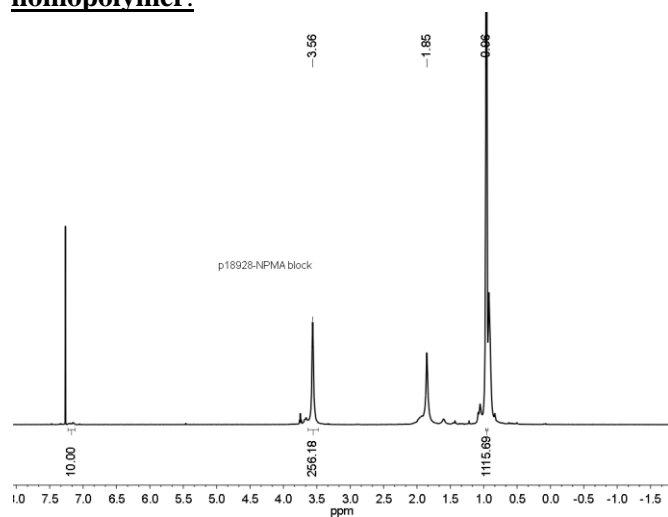
Synthesis:

The diblock copolymer was synthesized by anionic polymerization process.

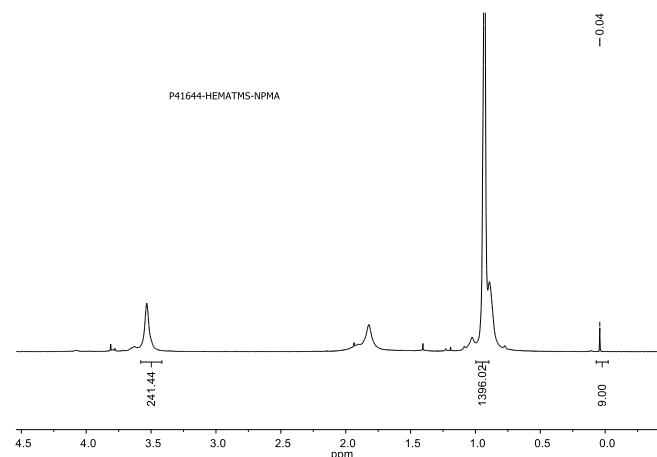
Characterization:

The polymer was characterized by ¹H-NMR and size exclusion chromatography (SEC).

¹H NMR (500 MHz, CDCl₃) of NPMA homopolymer:



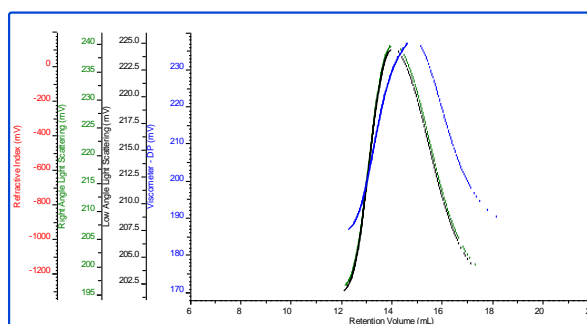
¹H NMR (500 MHz, acetone-d₆) of HEMATMS-NPMA:



SEC elugram of the polymer:

P41644-HEMANPMA

dn/dc	0.0600
Flow	0.7000
Solvent	DMF with LiBr
Method	PSS



Sample	Mn	Mw	Mz	IV	Mw/Mn
P41644_1_2019-01-2	174,468	264,704	456,961	0.3310	1.517