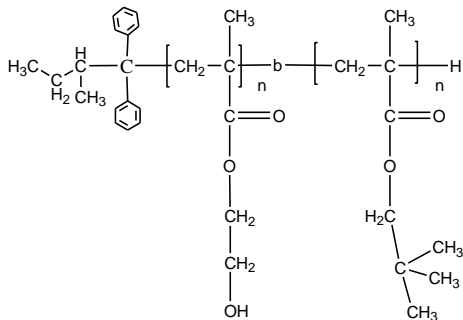


Sample Name: Poly (2-hydroxyethyl methacrylate)-
b-poly (neopentyl methacrylate)

Sample #: P41644I-HEMANPMA

Structure:



Composition:

$M_n \times 10^3$ HEMA-NPMA	Mw/Mn
6.0-b-180.0	1.8

HEMA:NPMA	5:95 molar ratio
T _g for NPMA block:	119°C

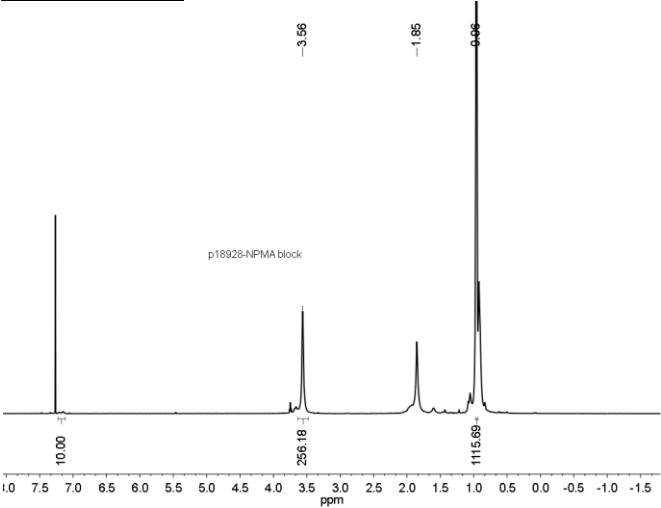
Synthesis:

The diblock copolymer was synthesized by anionic polymerization process.

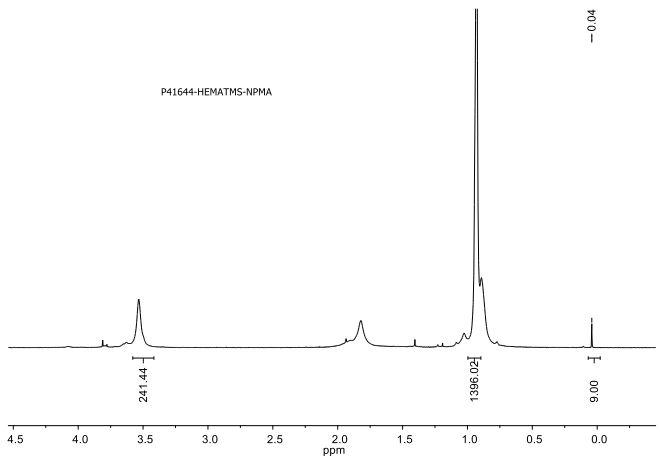
Characterization:

The polymer was characterized by ¹H-NMR and size exclusion chromatography (SEC).

¹H NMR (500 MHz, CDCl₃) of NPMA homopolymer:



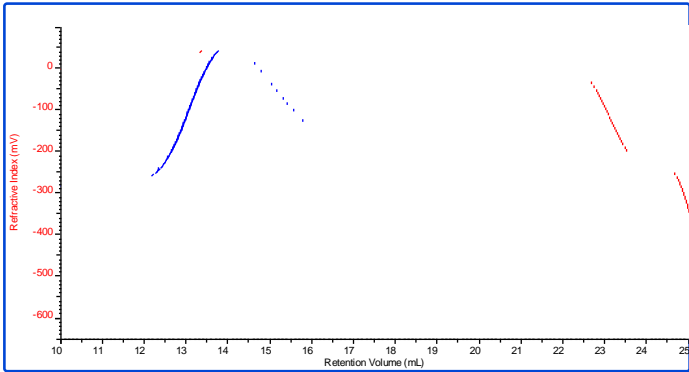
¹H NMR (500 MHz, acetone-d₆) of HEMATMS-NPMA:



SEC elugram of the polymer:

P41644I-HEMANPMA

dn/dc	0.0576
Flow	0.7000
Solvent	DMF with LiBr
Method	PSS



Sample	Mn	Mw	Mz	IV	Mw/Mn
HEMANPMA-I	189,716	342,296	604,453	0.5044	1.804