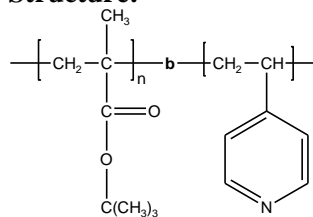


Sample Name: Poly (t-butyl methacrylate-b-4-vinyl pyridine)

Sample #: P41840-tBuMA4VP

Structure:



Composition:

Mn $\times 10^3$ tBuMA-4VP	PDI
88.0-b-30.0	1.12
T _g for tBuMA block	127 °C
T _g for 4VP block	152 °C

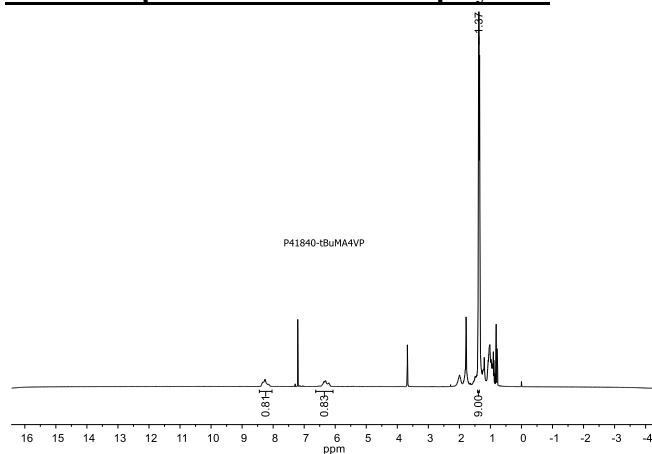
Synthesis Procedure:

Poly(t-butyl methacrylate-b-4-vinyl pyridine) is synthesized by anionic polymerization process.

Characterization:

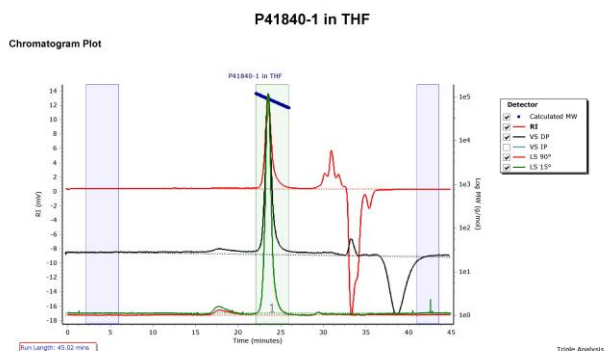
The product was characterized by size exclusion chromatography (SEC) and ¹H NMR.

¹H-NMR Spectrum of the block copolymer:



SEC elugram of the first Block:

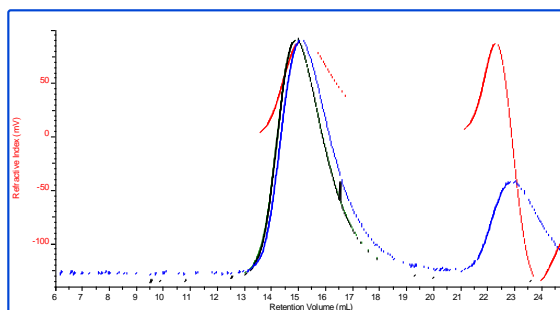
Agilent GPC/SEC Software



SEC elugram of the polymer:

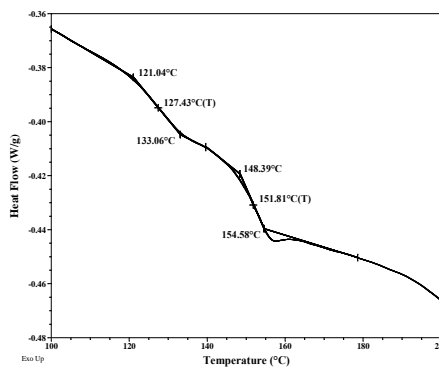
P41840-tBuMA4VP

dn/dc	0.0730
Flow Rate	0.7000
Solvent	DMF with LiBr
Method	PSS column-PMMA60K-Jan3-2019-0002.vcm



Sample	Mn	Mw	Mz	IV	Mw/Mn
P41840_1_2019	117,361	131,910	161,496	0.2997	1.124

DSC Thermogram of the polymer



Reference:

S. K. Varshney, X. F. Zhong and A. Eisenberg
Macromolecules, 1993, 26, 701-706.