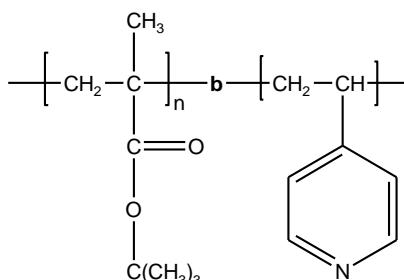


Sample Name:

Poly (t-butyl methacrylate-b-4-vinyl pyridine)

Sample #: **P42487-tBuMA4VP**

Structure:



Composition:

Mn × 10 ³ tBuMA-4VP	PDI
270.0-b-120.0	1.15
T _g for tBuMA block	127 °C
T _g for 4VP block	152 °C

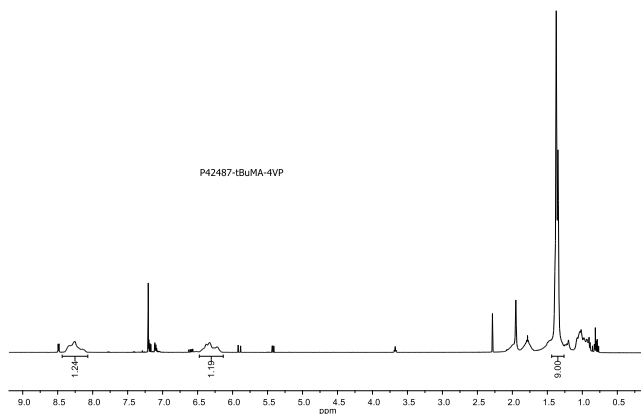
Synthesis Procedure:

Poly(t-butyl methacrylate-b-4-vinyl pyridine) is synthesized by anionic polymerization process.

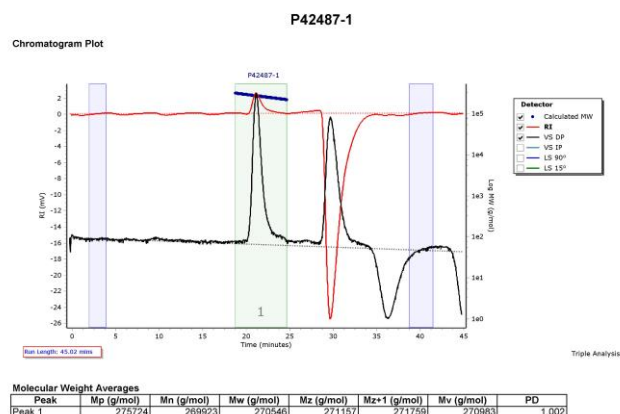
Characterization:

The product was characterized by size exclusion chromatography (SEC) and ¹H NMR analysis.

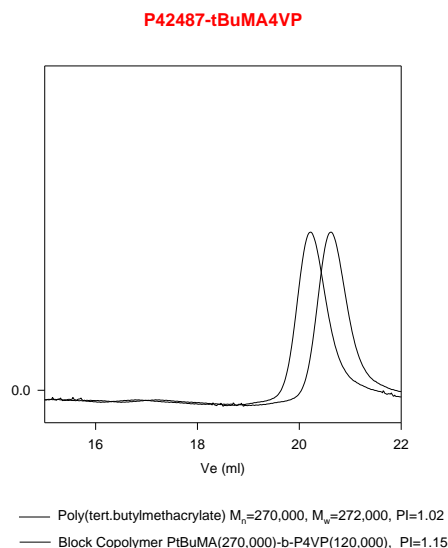
¹H NMR Spectrum of the block copolymer:



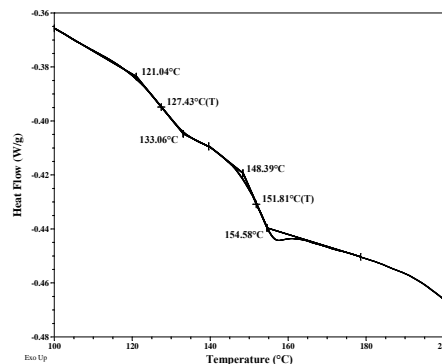
SEC elugram of the first Block:



SEC elugram of the polymer:



DSC Thermogram of the polymer:



Reference:

S. K. Varshney, X. F. Zhong and A. Eisenberg
Macromolecules, 1993, 26, 701-706.