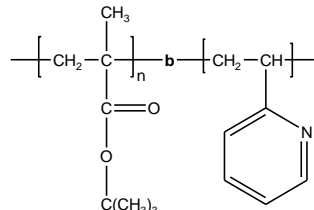


Sample Name:

Poly(t-butyl methacrylate-b-2-vinyl pyridine)

Sample #: **P43098-tBuMA2VP**

Structure:



Composition:

Mn x 10 ³ tBuMA-b-2VP	PDI
35.0-b-220.0	1.07
T _g for tBuMA block	103°C
T _g for 2VP block	Not distinct

Synthesis Procedure:

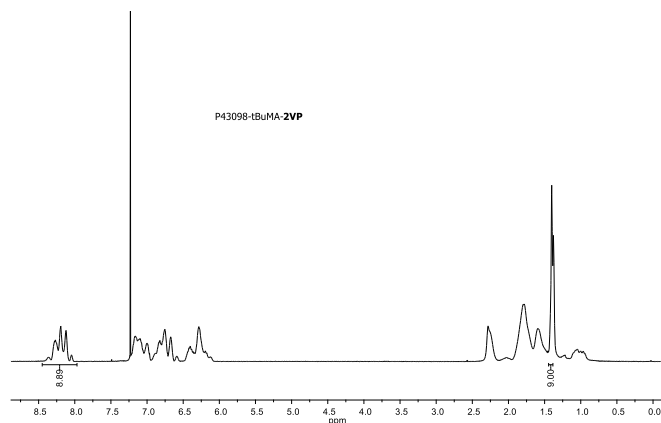
Poly(t-butyl methacrylate-b-2-vinyl pyridine) is synthesized by living anionic polymerization with sequence addition of **t-butyl methacrylate followed by 2-vinyl pyridine** using an RLi/LiCl adduct.

Characterization:

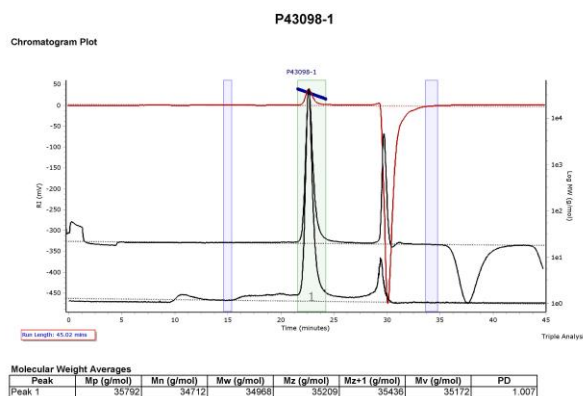
The product was characterized by size exclusion chromatography (SEC) and ¹H-NMR data analysis.

Thermal analysis of the samples was carried out using a differential scanning calorimeter (TA Q100) at a heating rate of 10°C/min. The inflection glass transition temperature (T_g) has been considered.

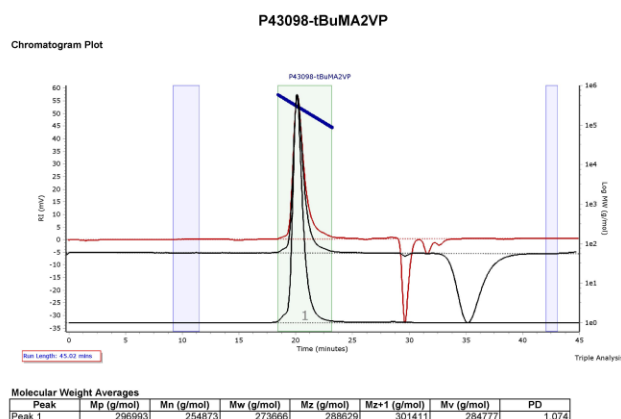
¹H-NMR Spectrum of the block copolymer:



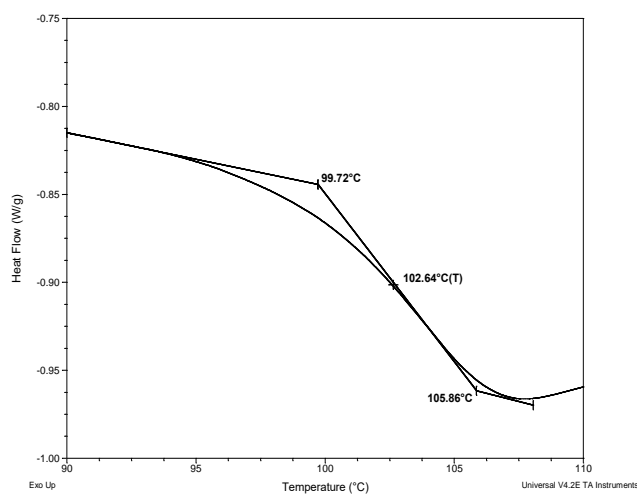
SEC elugram of the PtBuMA block:



SEC elugram of PtBuMA-b-2VP:



Thermogram for the polymer:



Reference:

S. K. Varshney, X. F. Zhong and A. Eisenberg
Macromolecules, 1993, 26, 701-706.