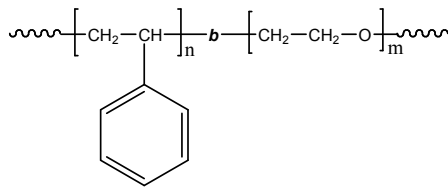


Sample Name: Poly(styrene-b-ethylene oxide)

Sample #: P11119A-SEO

Structure:



Composition:

Mn x 10 ³ S-b-EO	PDI
2.2-b-11.0	1.08

Synthesis Procedure:

Poly(styrene-b-ethylene oxide) diblock copolymer is prepared by living anionic polymerization.

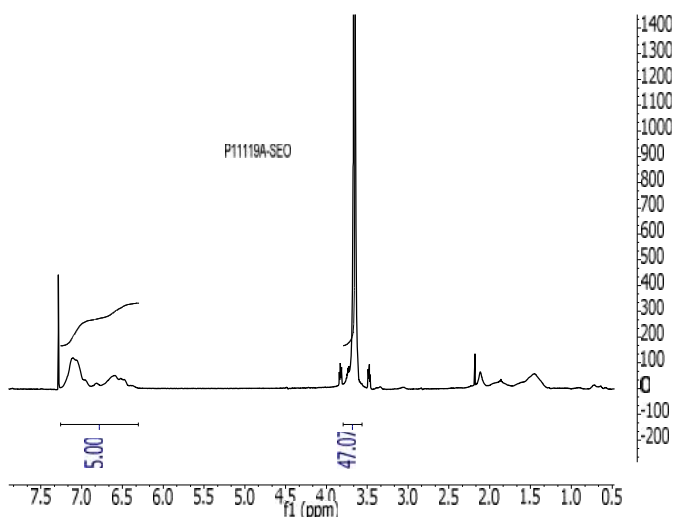
Characterization:

The molecular weight and polydispersity index (PDI) of the block copolymer are characterized by size exclusion chromatography (SEC). The composition of the block copolymer was calculated from ¹H-NMR by comparing the peak area of the phenyl polystyrene protons between 6.4 to 7.2 ppm and the ethylene oxide protons at 3.65 ppm.

Solubility:

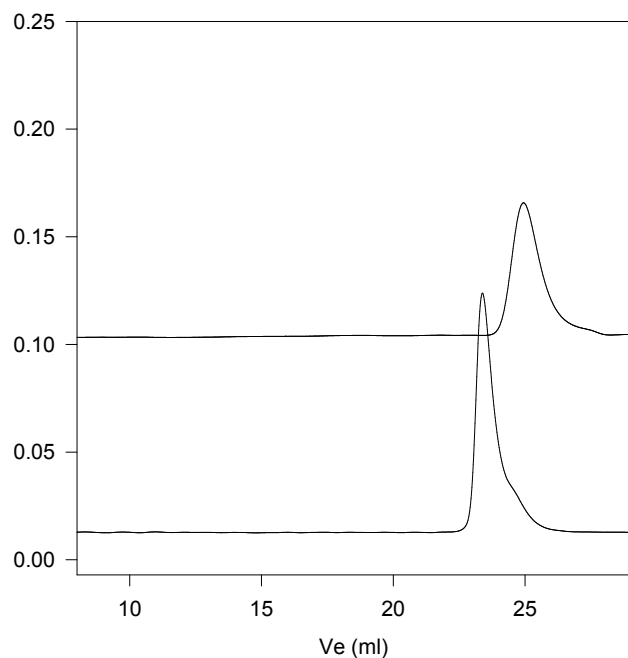
The polymer is soluble in THF (at 35 °C), CHCl₃, benzene, toluene, dioxane. Low molecular weight SEO with high contents of the polyethylene oxide block can also be solubilized in methanol and water.

¹H NMR spectrum of the sample



SEC profile of the block copolymer

P11119A-SEO



Size exclusion chromatography of poly(styrene-b-ethylene oxide)

— Poly(styrene), M_n = 2,200, M_w = 2,300, PI = 1.06

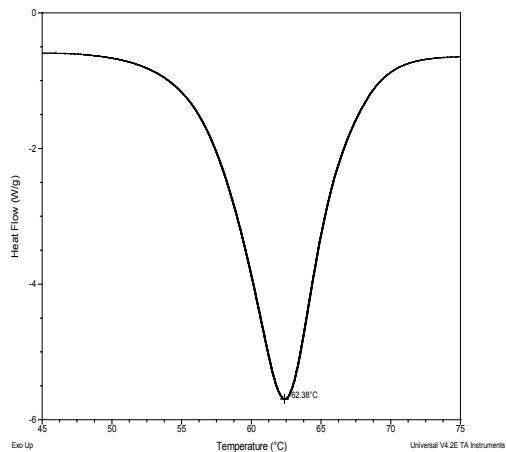
— Block Copolymer PSt(2,200)-b-PEO(11,000), PI = 1.08
Composition from ¹H NMR

Thermal analysis of the sample# P11119A-SEO

Thermal analysis of the samples was carried out on a TA Q100 differential scanning calorimeter at a heating rate of 20°C/min.

Melting and crystallization curve for the PEO block

The melting temperature (T_m) was taken as the maximum of the endothermic peak where as the crystallization temperature (T_c) was considered as the minimum of the exothermic peak.



Thermal analysis results at a glance

For PS block T_g : Not distinct		
For PEO block		
T_g : Not distinct	T_m : 62°C	T_c : 33°C

