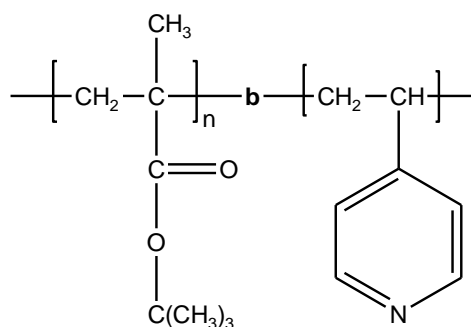


Sample Name:

Poly(t-butyl methacrylate-b-4-vinyl pyridine)

Sample #: **P44144-tBuMA4VP**

Structure:



Composition:

$M_n \times 10^3$ tBuMA-4VP	PDI
87.0-b-74.0	1.15
T_g for tBuMA block	127 °C
T_g for 4VP block	152 °C

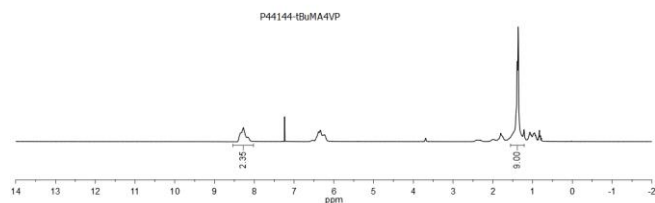
Synthesis Procedure:

Poly(t-butyl methacrylate-b-4-vinyl pyridine) is synthesized by anionic polymerization process.

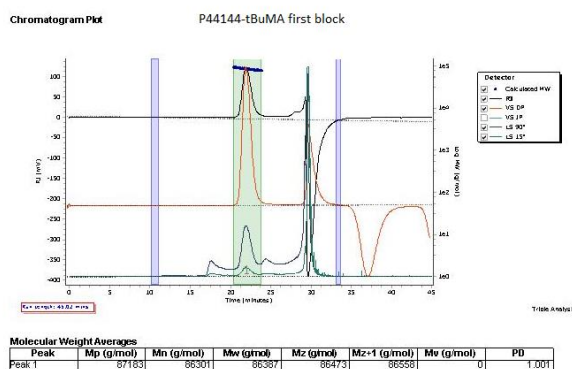
Characterization:

The product was characterized by size exclusion chromatography (SEC) and ^1H NMR analysis.

^1H NMR Spectrum of the block copolymer:

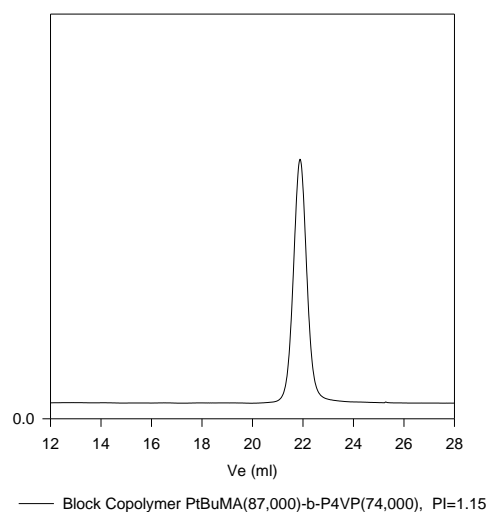


SEC elugram of the first Block:

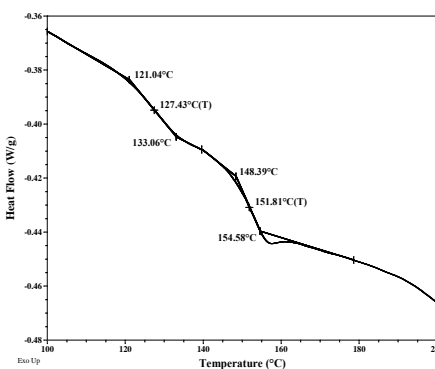


SEC elugram of the polymer:

P44144-tBuMA4VP run in DMF



DSC Thermogram of the polymer:



Reference:

S. K. Varshney, X. F. Zhong and A. Eisenberg
Macromolecules, 1993, 26, 701-706.