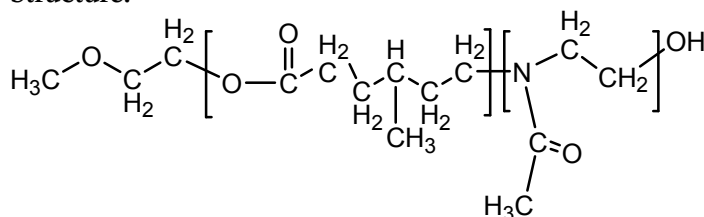


Sample Name: Poly(γ methyl ϵ -caprolactone-b-Methyloxazoline)

Sample #: P11361-4MeCL-MEOXZ

Structure:

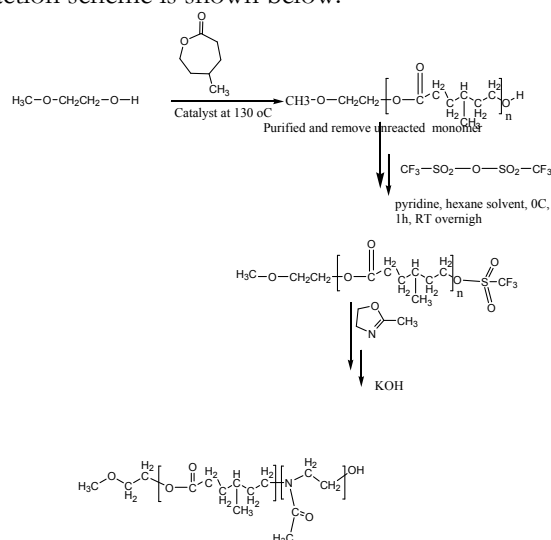


Composition:

Mn x 10 ³ 4MeCL-MEOXZ	Mw/Mn (PDI)
7.5-b-1.0	1.4

Synthesis Procedure:

The reaction scheme is shown below:



Characterization:

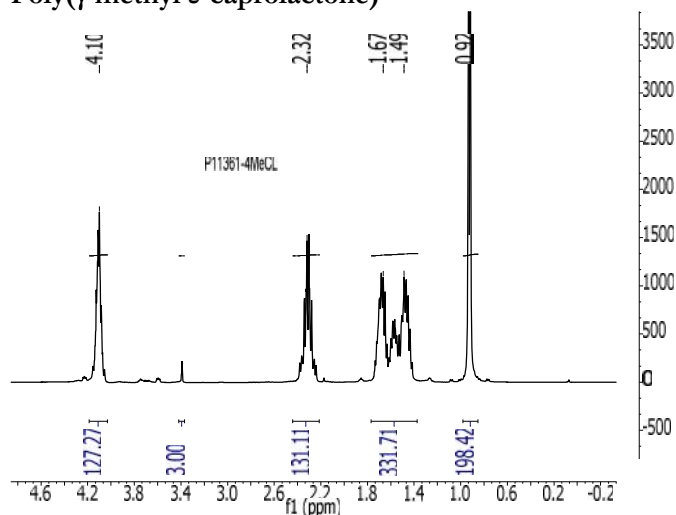
By size exclusion chromatography (SEC) to obtain the molecular weight and polydispersity index (PDI). The final block copolymer composition was calculated from ¹H-NMR spectroscopy.

Solubility:

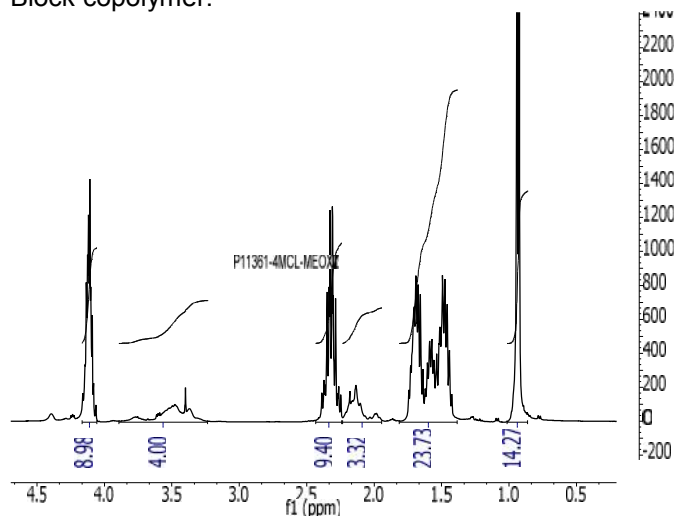
Polymer is soluble in THF, Chloroform, and precipitated in cold acetone, hexane

¹H NMR spectrum of the sample

Poly(γ methyl ϵ -caprolactone)

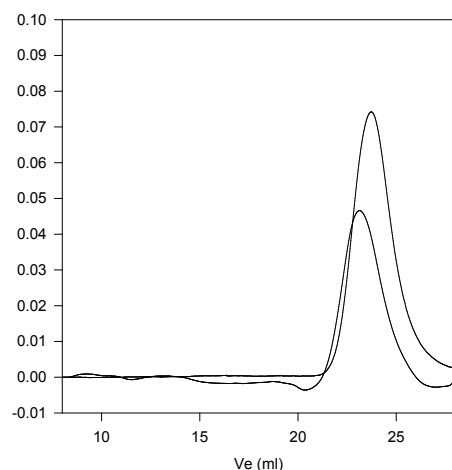


Block copolymer:



SEC profile of the block copolymer

P11361-4MeCLMEOXZ



— SEC profile of Poly(4-methyl- ϵ -caprolactone-b-MEOXZ):

— Poly4MeCL, $M_n=7500$, $M_w=10,500$, $PI=1.4$

— Block Copolymer P4 MeCL(7,500)-b-PMEOXZ(1,000), $PI=1.4$