

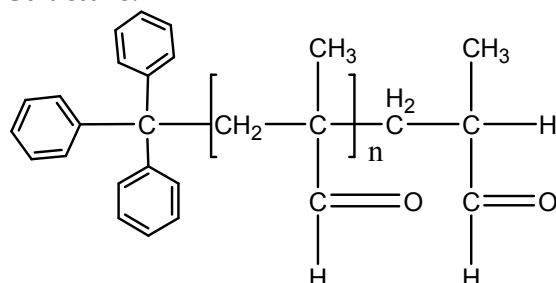
Sample Name: Poly methacrylaldehyde
or Poly methacrolein

SEC of Sample

P10028-MCHO

Sample #: P10028-MCHO

Structure:



Composition:

Mn x 10 ³	PDI
1.0	1.5
T _g (°C)	98

Characterization:

The molecular weight and polydispersity index (PDI) are obtained by size exclusion chromatography (SEC) in THF. SEC analysis was performed on a Varian liquid chromatograph equipped with refractive and UV light scattering detectors. Three SEC columns from Supelco (G6000-4000-2000 HXL) were used with triple detectors from Viscotek Co. ¹H NMR analysis was carried out on Varian instrument at 500MHz.

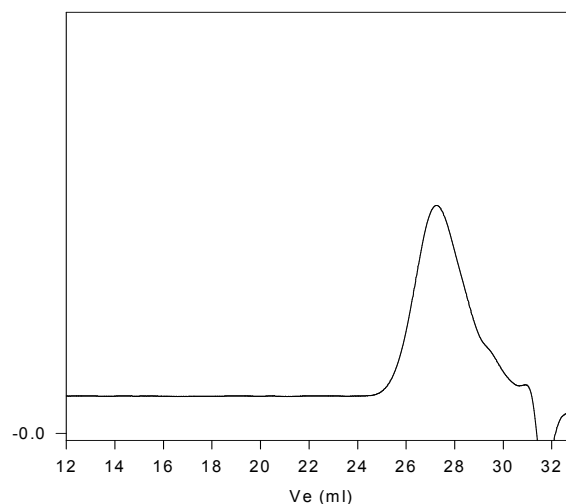
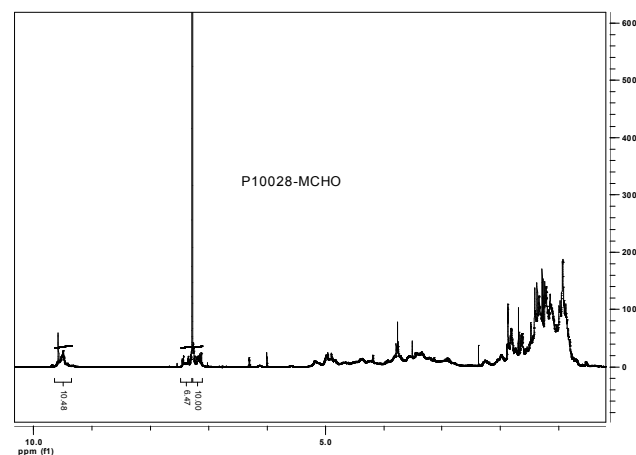
Thermal analysis:

Thermal analysis of the samples was carried out on a TA Q100 differential scanning calorimeter at a heating rate of 10°C/min. The midpoint of the slope change of the heat flow plot of the second heating scan was considered as the glass transition temperature (T_g).

Solubility:

Polymer is soluble in THF, CHCl₃, toluene and dioxane. The polymer precipitates from hexanes.

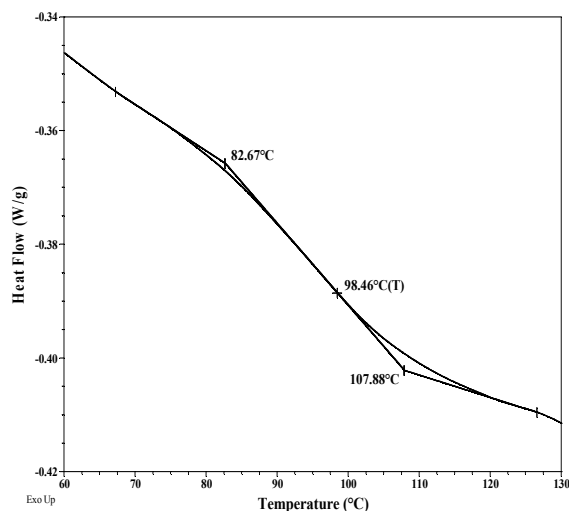
NMR of the product



Size exclusion chromatograph of the product:

M_n=1000, M_w=1500 PI=1.5

DSC thermogram for the polymer:



References for further information:

- (a) S. K. Varshney, R. Fayt, Ph. Teyssie, US Patent 5,629,393, 1997 (b) Ph. Bayard, R. Fayt, Ph. Teyssie and S. K. Varshney, Vuillemin B, Phillipe, H, US patent 5,677,387, 1997. (c) Ph. Bayard, R. Fayt, Ph. Teyssie and S. K. Varshney, B, Vuillemin, H. Phillipe, US patent 5,687,534, 1997. (d) S. K. Varshney, R. Fayt, Ph. Teyssie, US Patent 5,723,559, 1998. (e) Ph. Teyssie, S. K. Varshney, R. Jerome, R. Fayt US patent, 4,826,941., 1989.
- Ph. Teyssie, Ph. Bayard, R. Jerome, S. K. Varshney, and J. S. Wang, *35th IUPAC International Union of Pure & Applied Chemistry International Symposium on Macromolecules* 1994, 67.
- Ph. Teyssie, R. Fayt, J. P. Hautekeer, C. Jacobs, R. Jerome, L. Leemans and S. K. Varshney *Makromolekular Chemie, Macromol. Symp.*, 1990, 32, 61-73.
- S. K. Varshney, J. P. Hautekeer, R. Fayt, R. Jerome, and Ph. Teyssie *Macromolecules*, 1990, 23, 2618-2622.