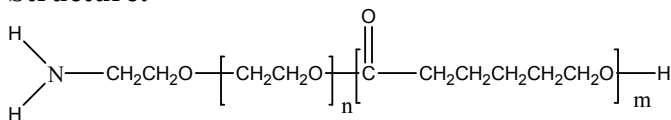


Sample Name:

Amino end functionalized Poly(ethylene oxide-b-caprolactone)

Sample #: P18077B-NH2EGCL

Structure:



Composition:

Mn x 10 ³ NH2 EG-b-PCL	PDI	NH2 functionality
4.0-b-30.0	1.5	>99%

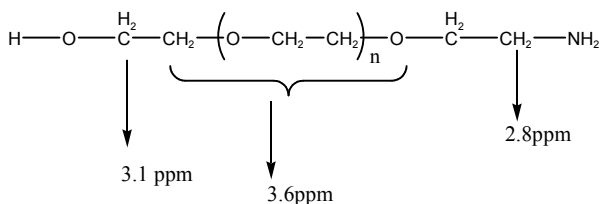
Characterization:

By combination of anionic and coordination ring opening polymerization process.

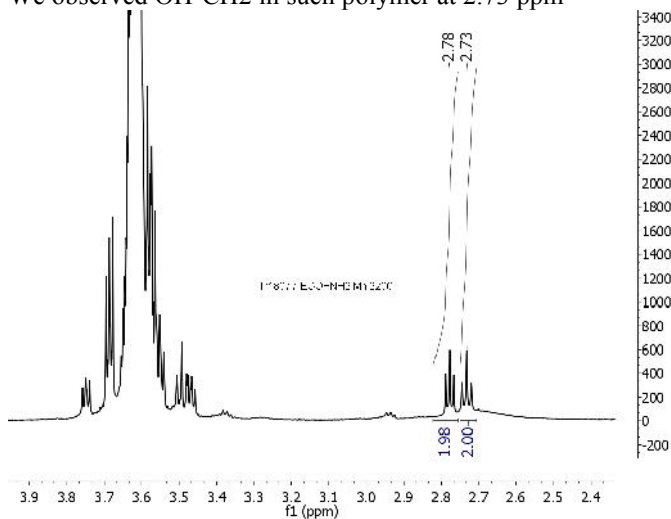
.NH2-.OH terminated PEG used in this polymer

synthesis

Chemical shifts assignment for the NH2-PEG-OH

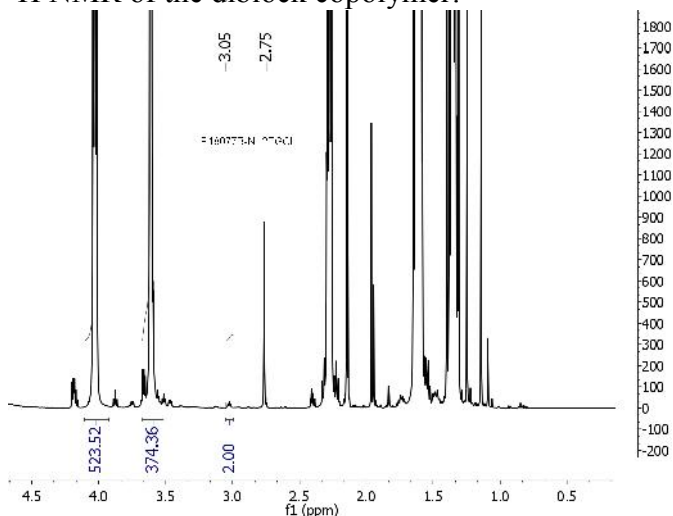


We observed OH-CH2 in such polymer at 2.73 ppm



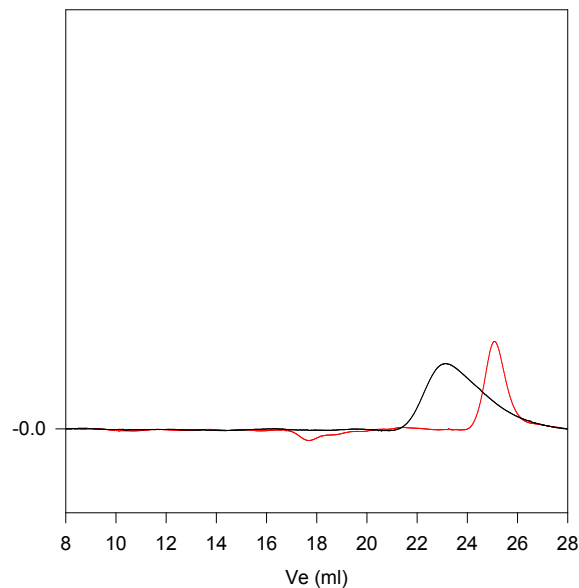
¹H-NMR Spectrum of the polymer

¹H NMR of the diblock copolymer:



SEC of the block copolymer:

P18077B-NH2EGCL



Size exclusion chromatograph of NH2 terminated PEG-b-CL

PEG Block: M_n=4000, M_w=4300, PI=1.08

NH2-EG-b-CL: 4,000-b-30,000 Mw/Mn:1.5