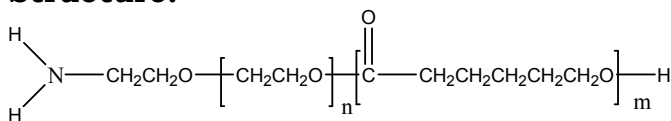


Sample Name:

**Amino end functionalized  
Poly(ethylene oxide-b-caprolactone)**

Sample #: **P18102A- NH2EGCL**

**Structure:**



**Composition:**

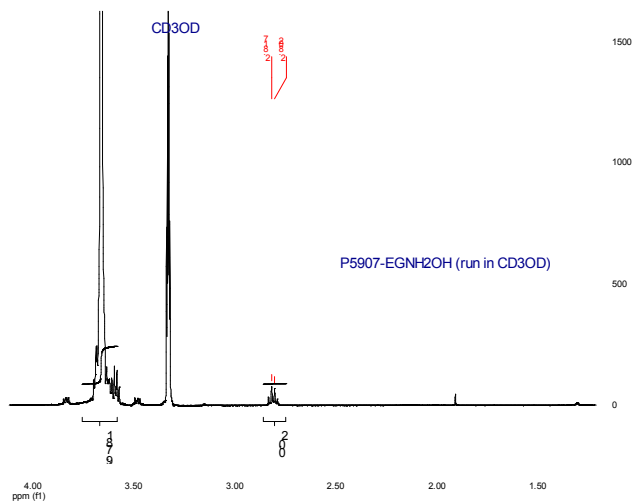
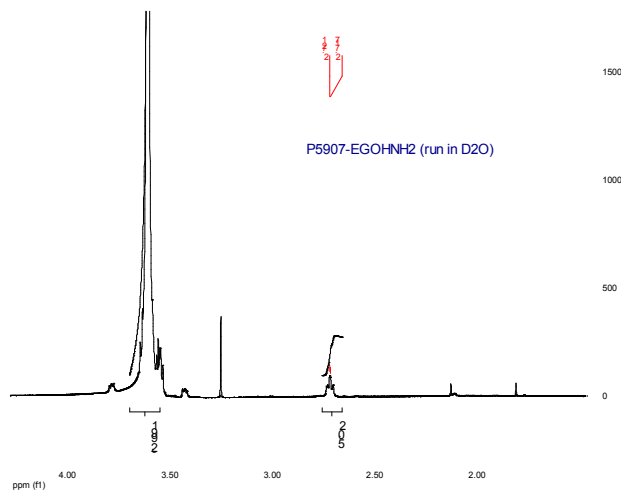
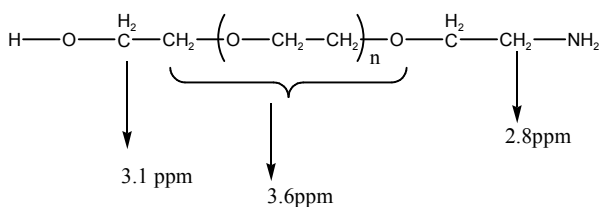
Mn x 10 <sup>3</sup> NH2 EG-b-PCL	PDI	NH2 functionality
2.2-b-13.0	1.3	>99%

**Characterization:**

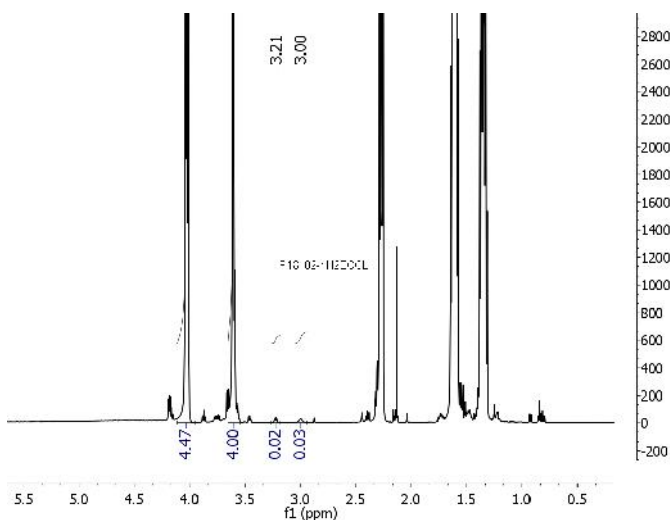
By combination of anionic and coordination ring opening polymerization process.

$\alpha$ -NH2- $\omega$ -OH terminated PEG used in this polymer synthesis

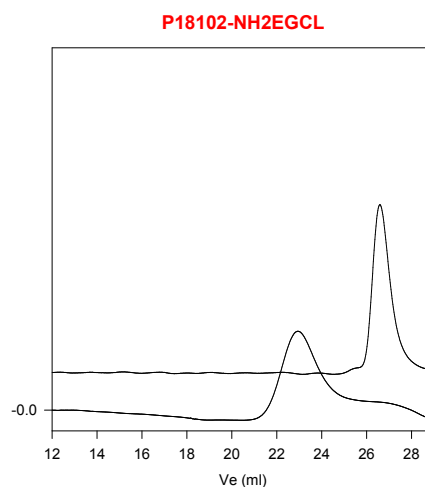
Chemical shifts assignment for the NH2-PEG-OH



<sup>1</sup>H NMR of the diblock copolymer:



**SEC of the block copolymer:**



Size exclusion chromatograph of  
 $\alpha$ , hydroxy  $\omega$  amino terminated poly(ethylene glycol):

M<sub>n</sub>=2200, M<sub>w</sub>=2400, PI=1.12 NH<sub>2</sub> functionality> 99%  
NH<sub>2</sub>EGCLMn 2200-b-13,0001.3  
Mn determined by HNMR and the distribution by SEC