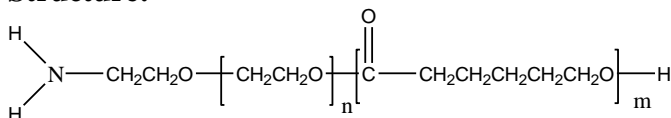


Sample Name:

**Amino end functionalized Poly(ethylene oxide-b-caprolactone)**

Sample #: **P18343-NH2EGCL**

**Structure:**



**Composition:**

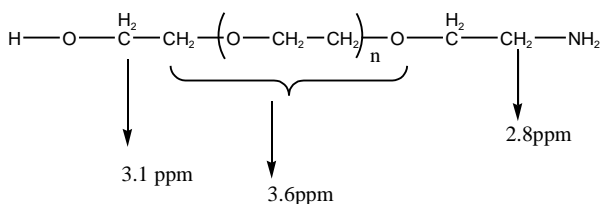
Mn x 10 <sup>3</sup> NH2 EG-b-PCL	PDI	NH2 functionality
5.0-b-15.5	1.5	>99%

**Characterization:**

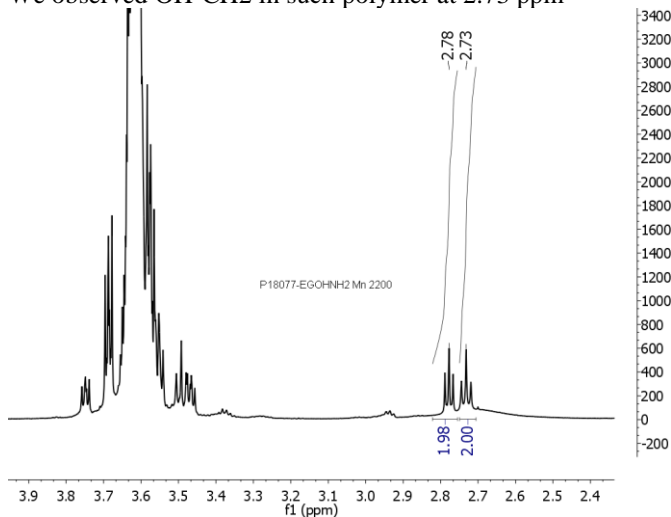
By combination of anionic and coordination ring opening polymerization process.

□-NH2-□-OH terminated PEG used in this polymer synthesis

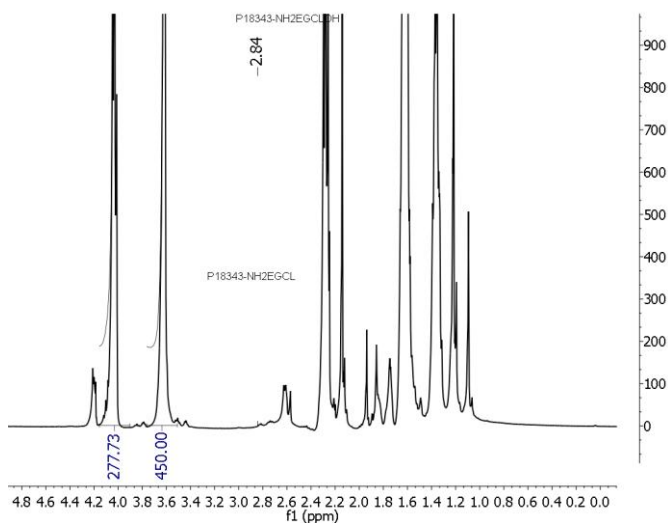
Chemical shifts assignment for the NH2-PEG-OH



We observed OH-CH2 in such polymer at 2.73 ppm

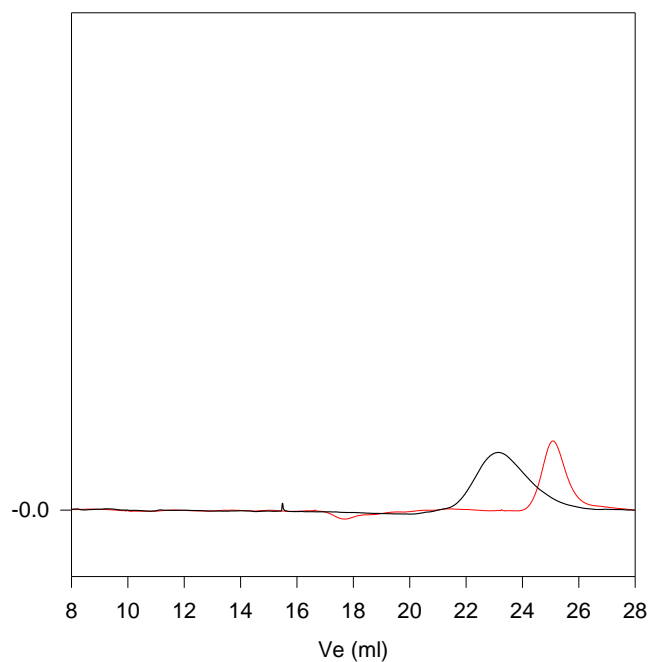


**<sup>1</sup>H-NMR Spectrum of the polymer**



**SEC of the block copolymer:**

**P18343-NH2EGCL**



Size exclusion chromatograph of NH2 terminated PEG-b-CL

PEG Block: M<sub>n</sub>=5,000, M<sub>w</sub>=5,800, PI=1.15

NH2-EG-b-CL: 5,000-b-15,500 Mw/Mn:1.5