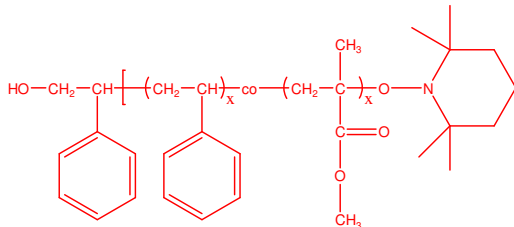


Sample Name:

Random Copolymer Poly(styrene-co-methyl methacrylate), α -Hydroxyl- ω -Tempo moiety Terminated

Sample #: P18364-SMMAranOHT

Structure:

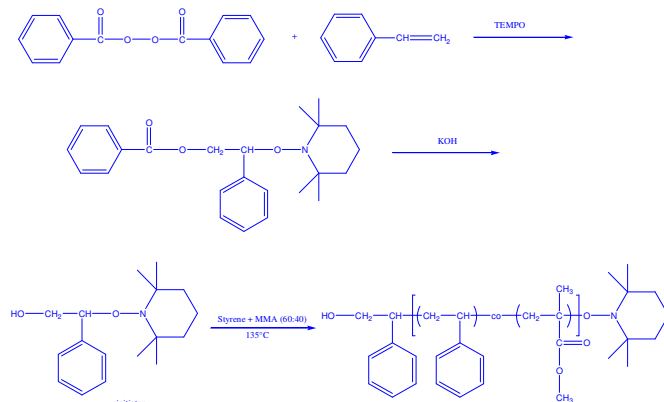


Composition:

Mn x 10 ³ (Styrene content mol%)	Mw/Mn (PDI)
7.0 (34 %)	1.35

Synthesis Procedure:

Hydroxy terminated poly(styrene-co-methyl methacrylate) is prepared by stable free radical polymerization at 135°C. The reaction scheme is shown below:



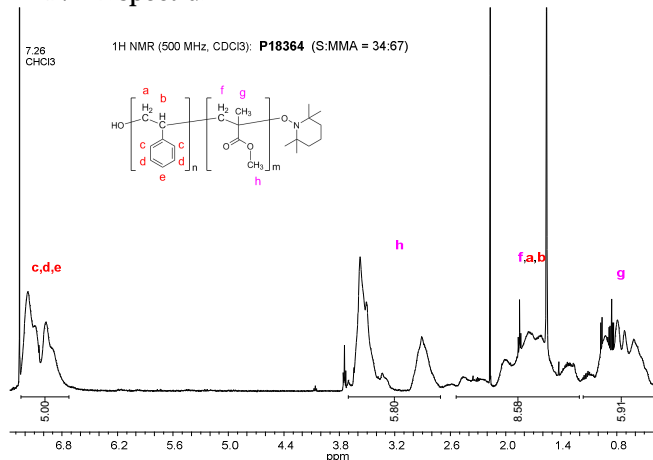
Characterization:

An aliquot of the copolymer was analyzed by size exclusion chromatography (SEC) to obtain the molecular weight and polydispersity index (PDI), the instrument was calibrated by Polystyrene standards. The chemical composition was calculated from ¹H-NMR spectroscopy by comparing the peak area of the phenyl protons at 6.8-7.4 ppm with the peak area of methyl methacrylate at 2.6-3.6 ppm.

Solubility:

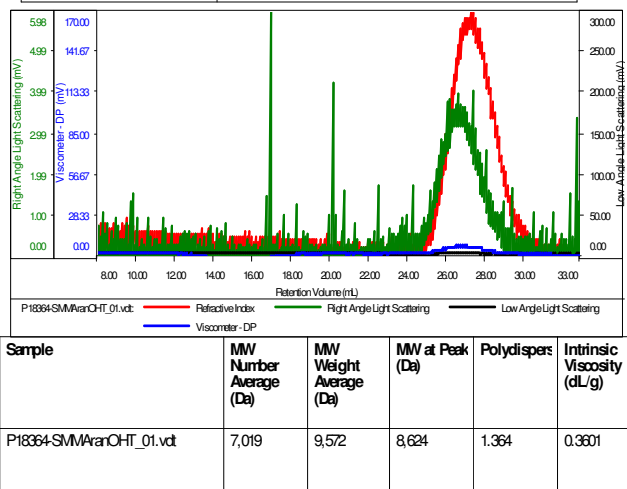
Poly(styrene-co-methyl methacrylate) is soluble in THF, DMF, toluene and chloroform; and it precipitates from methanol and hexanes.

¹H NMR spectrum



SEC profile of the random copolymer
Sample ID: P18364-SMMAranOHT

Concentration (mg/mL)	0.8394
Sample dn/dc (mL/g)	0.1850
Method File	PS90K-0916-2014-0000.vcm
Column Set	3x PL 1113-6300
Solvent	THF



Sample	MW Number Average (Da)	MW Weight Average (Da)	MW at Peak (Da)	Polydispersity	Intrinsic Viscosity (dL/g)
P18364-SMMAranOHT_01.vdt	7,019	9,572	8,624	1.364	0.3801