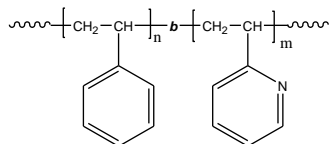


Sample Name: Poly(styrene-b-4-vinyl pyridine)

Sample #: P18707A-S4VP

Structure:



Composition:

$M_n \times 10^3$ S-b-4VP	PDI
38.0-b-82.0	1.28
Tg for PS block: 104 °C	Tg for 4VP block: 153 °C

Synthesis Procedure:

Poly(styrene-b-4-vinyl pyridine) is prepared by living anionic polymerization in THF at -78°C in the presence of LiCl an additive.

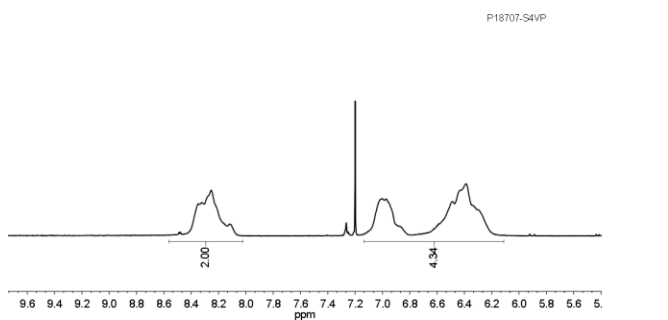
Characterization:

BY SEC and by HNMR.

Purification of the obtained polymer was carried out rigorously as follows to ensure the removal of the catalyst side product:

1. Dissolved the polymer in CHCl_3 and wash with de-ionized distilled water to remove the any soluble organic catalyst side product.
2. Polymer extracted from water with chloroform.
3. Polymer solution in CHCl_3 was dried over anhydrous sodium sulfate.
4. Solution filtered and than passed through a column packed with basic Al_2O_3 .
5. Solution concentrated on rota-evaporator
6. Solution precipitated in cold hexane and redissolved in benzene and freeze dried.
7. Final dried under vacuum for 48h at 50°C .

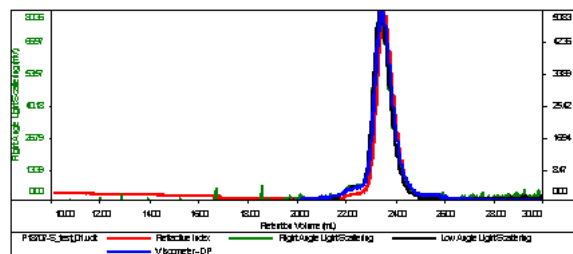
HNMR Spectrum of the Polymer



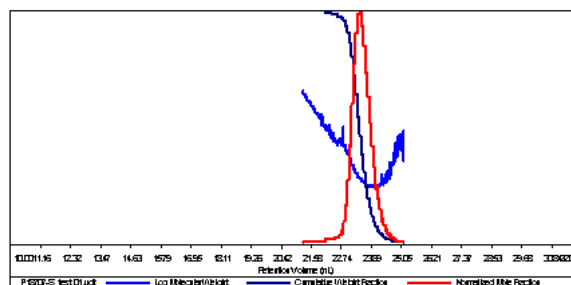
SEC for the polymer:

Sample ID: P18707-S

Concentration (mg/mL)	6.7672
Sample dn/dc (mL/g)	0.1850
Method File	PSS0K-Apr15-2014-0000.vcm
Column Set	3x PL 1113-6300
Solvent	THF

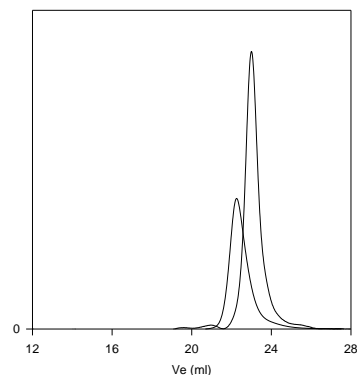


Sample	Mn	Mw	Mp	Mw/Mn	IV
P18707-S4VP	37,918	40,780	37,961	1.075	0.1198



SEC of the final block copolymer analysed in DMF:

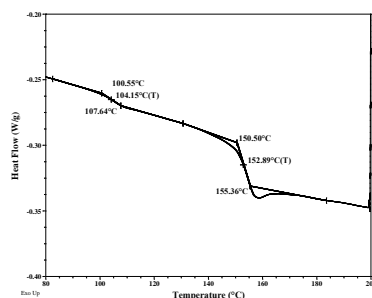
P18707A-S4VP



Size exclusion chromatography of polystyrene-b-poly(4-vinylpyridine)

— Polystyrene, $M_n=38,000$, $PI=1.07$
— Block Copolymer PS(38,000)-b-P4VP(82,000), $PI=1.28$ run in DMF

DSC thermogram for the PS block:



References:

- (1). S. K. Varshney, X. F. Zhong and A. Eisenberg *Macromolecules*, **1993**, 26, 701-706.
- (2). Z. Gao, S. K. Varshney, S. Wong, A. Eisenberg *Macromolecules*, **1994**, 27, 7923-7927.