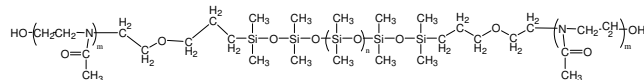


Sample Name:

**Poly(2-methyloxazoline-*b*-dimethylsiloxane-*b*-2-methyloxazoline) Triblock Copolymer**

Sample #: P19809-MEOXZDMSMEOXZ

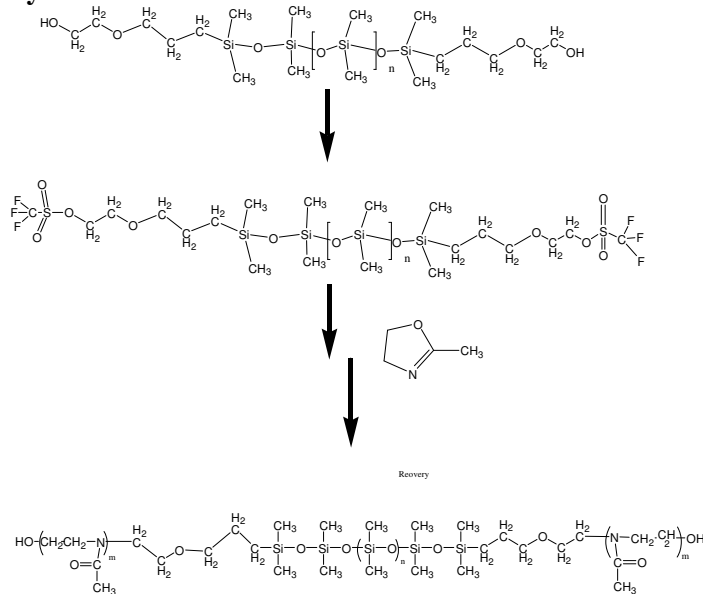
**Structure:**



**Composition:**

Mn x 10 <sup>3</sup> MEOXZ-DMS- MEOXZ	PDI	Dp:
0.6-5.5-0.6	1.3	6-b-75-b-6

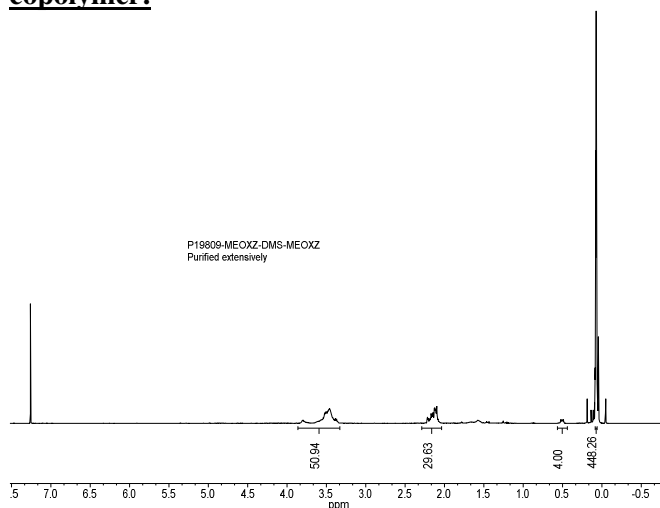
**Synthesis Procedure:**



**Characterization:**

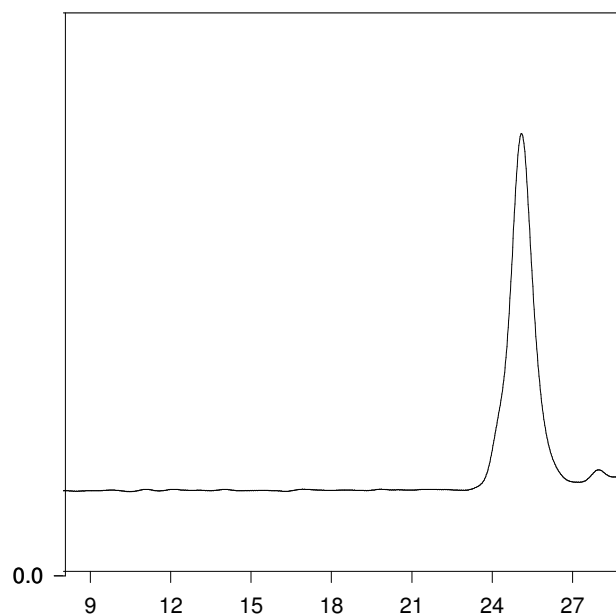
Size exclusion chromatography (SEC): Varian liquid chromatograph equipped with UV and refractive detector. SEC columns from Supelco were used with THF and for the block copolymer in DMF as the eluent. The columns were calibrated with monodisperse poly(dimethyl siloxane). The molecular weights and the polydispersity indices were calculated. the chemical composition was extracted from proton NMR, which was recorded from Varian 500MHz instrument using CDCl<sub>3</sub> as solvent. The molecular weight of side block was calculated based on the molecular weight of center block and the chemical composition.

**<sup>1</sup>H NMR spectrum of MOXZ-DMS-MOXZ triblock copolymer:**



**SEC elugram of the polymer:**

**P19809-MEOXZDMSMEOXZ**



Size exclusion chromatography of the polymer: run in DMF at 60 oC