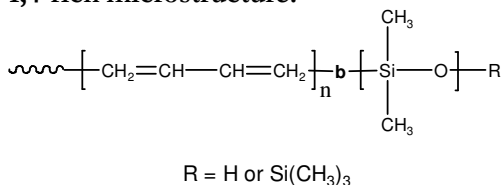


Sample Name: Poly(butadiene-b-dimethylsiloxane)
Polybutadiene rich in 1,4 microstructure

Sample #: P2083A-BdDMS

1,4-rich microstructure:



Composition:

M _n × 10 ³ Bd-b-DMS	PDI
19.0-b-4.5	1.05
T _g for Bd block: -74°C	T _m for DMS block: -43°C T _g for DMS block: -121°C (lit.)

Synthesis Procedure:

Poly(butadiene(1,4 or 1,2 addition)-b-dimethyl siloxane) is prepared by living anionic polymerization with sequence addition of butadiene (Bd) followed by addition of hexamethylcyclotrisiloxane (D3) monomer. The diblock copolymer is prepared by the polymerization of Bd in toluene followed by medium polarity modification through the introduction of freshly distilled THF followed by the addition of D3.

Characterization:

An aliquot of the anionic polybutadiene block was terminated before addition of D3 and analyzed by size exclusion chromatography (SEC) to obtain the molecular weight and polydispersity index (PDI). The final block copolymer composition was calculated from ¹H-NMR spectroscopy by comparing the peak area of the vinylic butadiene protons between about 5.0-5.4 ppm with the siloxane (SiCH₃) protons at 0.8-0.9 ppm. The block copolymer PDI was determined by SEC. Note: The ¹H-NMR of 1,2-polybutadiene is composed of 1 proton signal at 5.4 ppm and 2 proton signals at 5.0 ppm. Signals due to vinylic 1,4-polybutadiene are also present at 5.4 ppm.

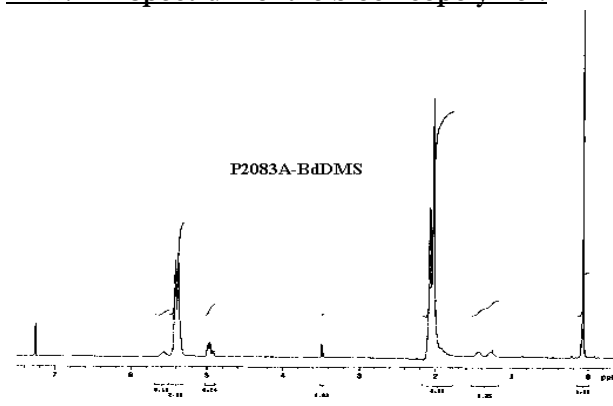
Thermal analysis:

Thermal analysis of the samples was carried out on a TA Q100 differential scanning calorimeter at a heating rate of 10°C/min. The midpoint of the slope change of the heat flow plot of the second heating scan was considered as the glass transition temperature (T_g). The melting temperature (T_m) was taken as the maximum of the endothermic peak.

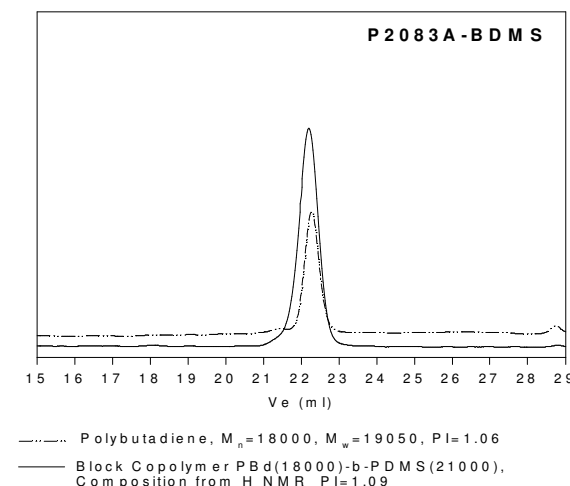
Solubility:

Poly(butadiene-b-dimethylsiloxane) block copolymer is soluble in toluene, cyclohexane, hexane, THF, CHCl₃. The polymer can be precipitated from ethanol, methanol, water.

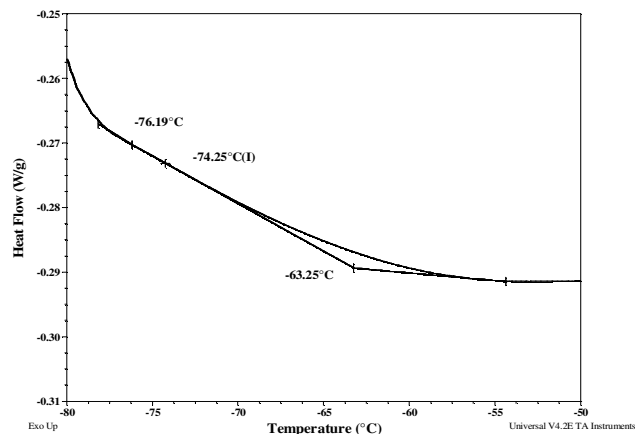
¹H-NMR Spectrum of the block copolymer:



SEC of the block copolymer:



DSC thermogram for Bd block:



Melting curve for DMS block:

