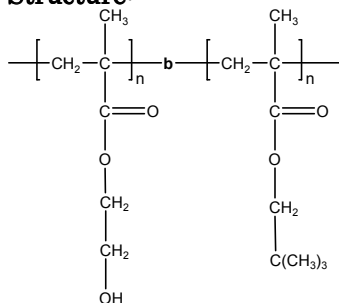


Sample Name:

Poly(2-hydroxyl ethyl methacrylate-b-neopentyl methacrylate)

Sample #: P3643-HEMANPMA

Structure:

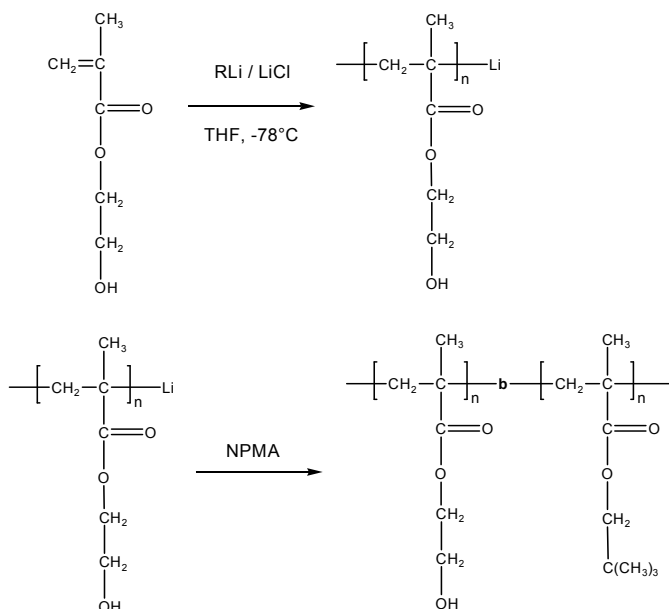


Composition:

Mn × 10 ³ HEMA-NPMA	PDI
0.50-b-21.3	1.05
4 units per HEMA block	T _g for NPMA block: 119°C

Synthesis Procedure:

Poly(2-hydroxyl ethyl methacrylate-b-neopentyl methacrylate) is synthesized by living anionic polymerization with sequence addition of hydroxyl ethyl acrylate followed by neopentyl methacrylate. The scheme of the reaction is illustrated below:



Characterization:

An aliquot of the anionic poly(hydroxyl ethyl methacrylate) block was terminated before addition of neopentyl methacrylate and analyzed by size exclusion chromatography (SEC) to obtain the molecular weight and polydispersity index (PDI). The final block copolymer composition was calculated from SEC result since the first block is very short.

Thermal analysis

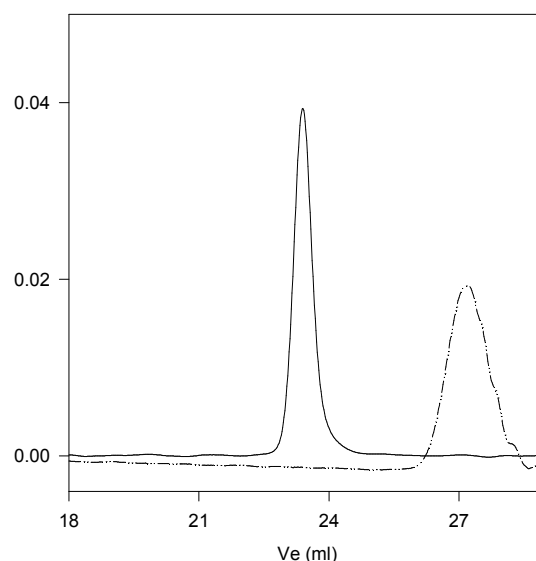
Thermal analysis of the samples was carried out on a TA Q100 differential scanning calorimeter at a heating rate of 10°C/min. The midpoint of the slope change of the heat flow plot of the second heating scan was considered as the glass transition temperature (T_g).

Solubility:

Poly(2-hydroxyl ethyl methacrylate-b-neopentyl methacrylate) is soluble in DMF, THF and CHCl₃ (depends upon block composition) but insoluble in water. The polymer is insoluble in hexane while HEMA chain is too long.

SEC of the block copolymer:

P3643-HEMANPMA



Size exclusion chromatography of poly(2-Hydroxy ethylmethacrylate(protected with TMS)-b-neopentylmethacrylate)

Block copolymer Mn : 2-HEMA-TMS(960)-b-NPMA(21300)
Mw/Mn 1.05
Block Copolymer after deprotecting hydroxy group:
D_p: HEMA (4 units)-b-PNPMA(137 units), PI=1.05
intrinsic viscosity: 0.126 dl/g in THF at 30 oC
Radius of gyration: 5.00nm

DSC thermogram for NPMA block:

