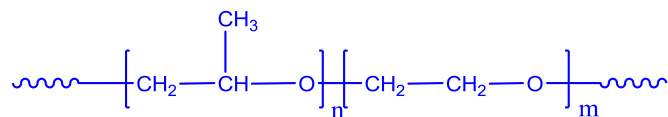


**Sample Name:** Poly(ethylene oxide-b-propylene oxide)

**Sample #:** P5379-EOPO

**In this process PO polymerized first followed by EO polymerization**

**Structure:**

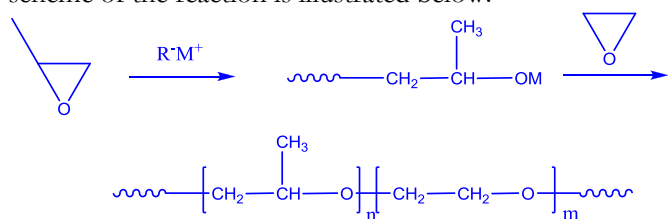


**Composition:**

$M_n \times 10^3$ PPO-b-PEO	PDI
20.0-b-65.0	1.3

**Synthesis Procedure:**

Poly(ethylene oxide -b- propylene oxide) is prepared by living anionic polymerization with sequence addition of propylene oxide followed by ethylene oxide or vice versa depending on the chemical compositions. The scheme of the reaction is illustrated below:



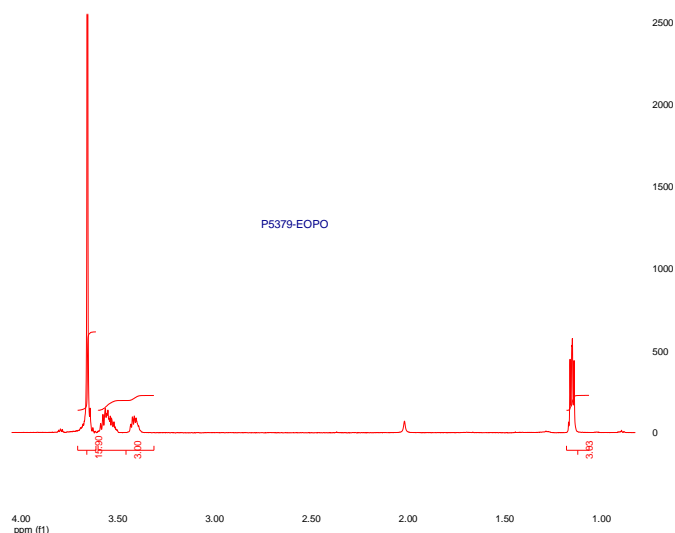
**Characterization:**

An aliquot of the anionic poly(propylene oxide) block was terminated before addition of ethylene oxide and analyzed by size exclusion chromatography (SEC) to obtain the molecular weight and polydispersity index (PDI). The final block copolymer composition was calculated from  $^1\text{H-NMR}$  spectroscopy by comparing the peak area of the ethylene oxide protons at about 3.6 ppm with the propylene oxide protons ( $\text{CH}(\text{CH}_3)$ ) at about 1.08 ppm.

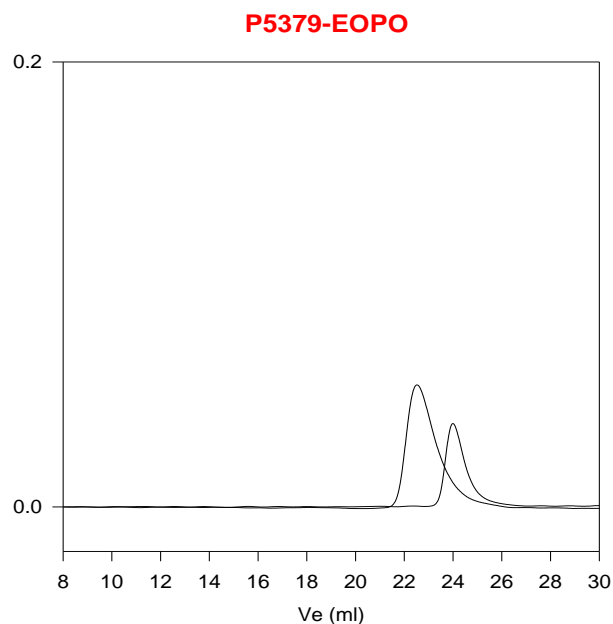
**Solubility:**

Poly(ethylene oxide -b- propylene oxide) is soluble in  $\text{CHCl}_3$ , THF and methanol ethanol. The polymer is precipitated out from hexane and ether if PEO chain is long enough.

**$^1\text{H-NMR}$  Spectrum of the block copolymer:**



**SEC of the block copolymer:**



Size exclusion chromatography of poly(Popylene oxide-b-Ethylene Oxide):

- PPO Block  $M_n=21000$ ,  $M_w=23,000$ ,  $PI=1.15$
- Block Copolymer PPO(21,000)-b-PEO(65,000),  $PI=1.30$

## Thermal analysis of the sample# P5379-EOPO

Thermal analysis of the samples was carried out on a TA Q100 differential scanning calorimeter at a heating rate of 10°C/min. The midpoint of the slope change of the heat flow plot of the second heating scan was considered as the glass transition temperature ( $T_g$ ).

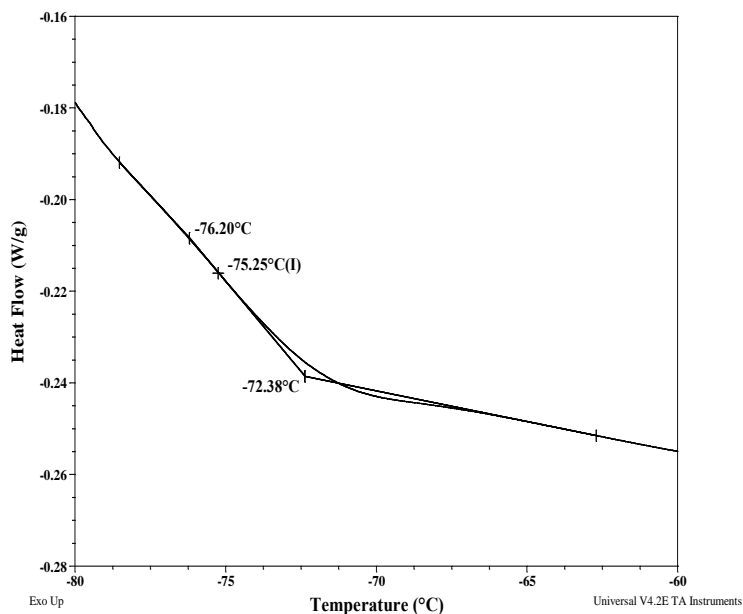
### Melting and crystallization curve for the sample

The melting temperature ( $T_m$ ) was taken as the maximum of the endothermic peak where as the crystallization temperature ( $T_c$ ) was considered as the minimum of the exothermic peak.

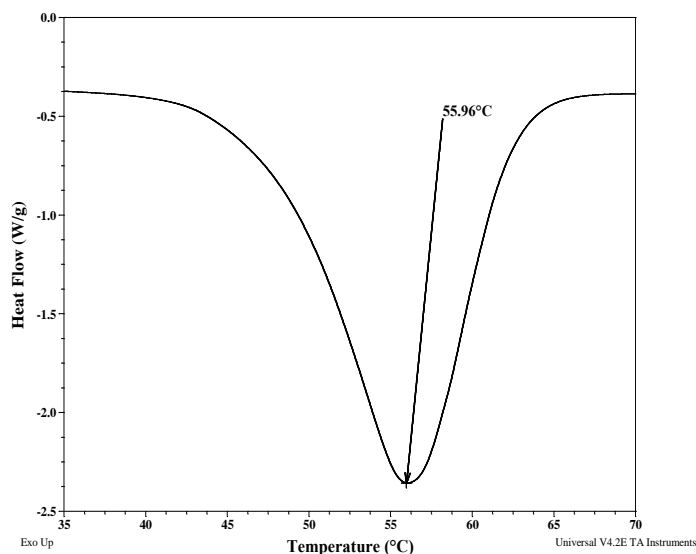
### Thermal analysis results at a glance

Sample	$T_m$ (°C)	$T_c$ (°C)	$T_g$ (°C)
EO block	56	40	Not distinct
PO block	-	-	-75

### Thermogram for PO block



### Melting curve for EO block:



### Crystallization curve for EO block:

