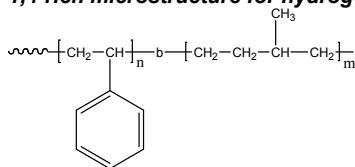


Sample Name: Poly(styrene-b-methyl butylene) obtained by the hydrogenation of

(Poly (styrene –b- isoprene rich in 1,4-addition))

Sample #: P5477-MB

1,4-rich microstructure for hydrogenated polyisoprene block:

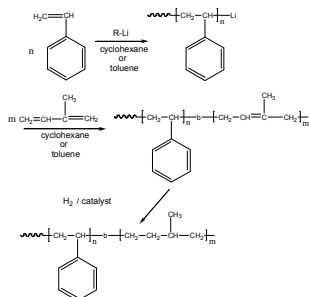


Composition:

Mn x 10 ³ S-b-MB	Mw/Mn (PDI)
1.1-b-1.4	1.07

Synthesis Procedure:

Poly(styrene-b-isoprene) is prepared by living anionic polymerization in non-polar solvent with sequence addition of styrene followed by isoprene and catalytic hydrogenation. The scheme of the reaction is illustrated below:



Characterization:

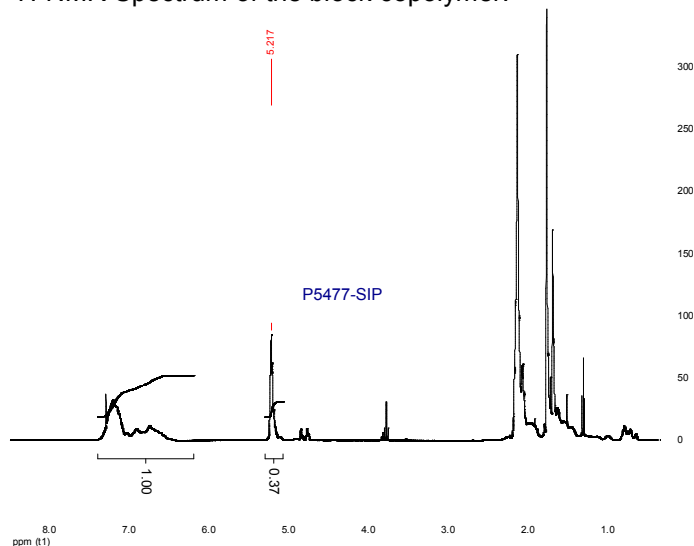
An aliquot of the anionic polystyrene block was terminated before addition of isoprene and analyzed by size exclusion chromatography (SEC) to obtain the molecular weight and polydispersity index (PDI). The block copolymer composition was then calculated from ¹H-NMR spectroscopy by comparing the peak area of the vinylic isoprene (before hydrogenation) proton at about 5.1 ppm with the aromatic protons of polystyrene at about 6.3-7.2 ppm. Copolymer PDI is determined by SEC.

FTIR: After the hydrogenation the product was characterized by FTIR and the disappearance of absorbance at 890 and 841 cm⁻¹ indicate the quantitative hydrogenation.

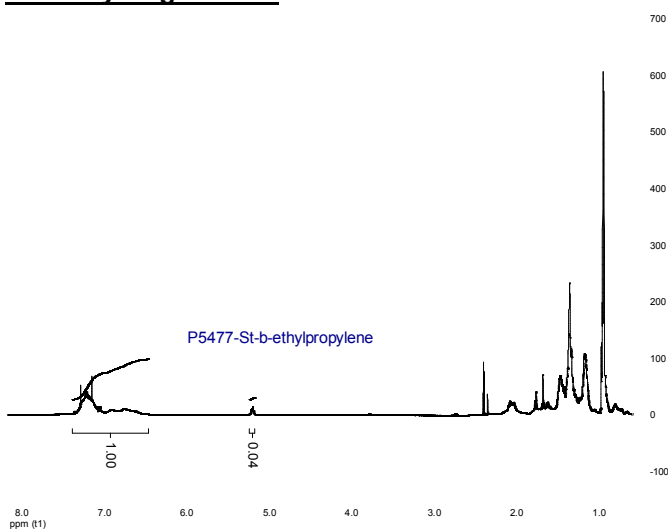
HNMR of the product also confirm the quantitative hydrogenation (> 96%) of poly isoprene block.

Solubility: Poly(styrene-b-hydrogenated isoprene) is soluble in THF, CHCl₃.

¹H-NMR Spectrum of the block copolymer:

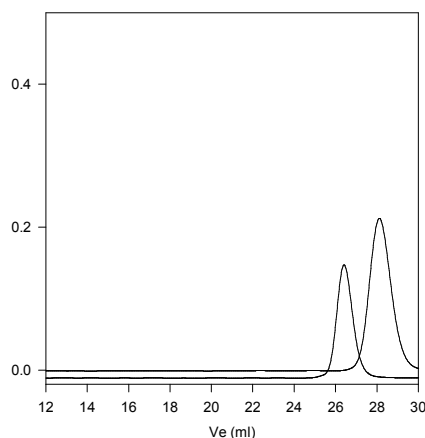


After Hydrogenation:



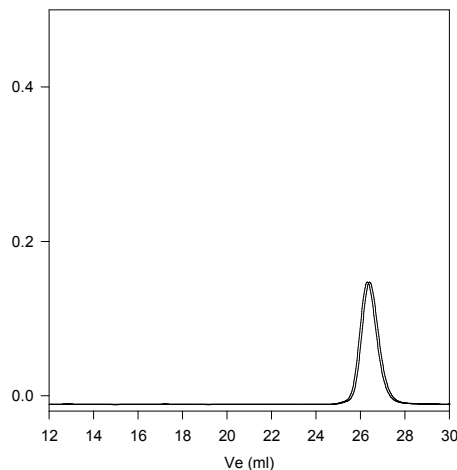
SEC of Sample of the block copolymer:

P5477-SIP



Size exclusion chromatography of polystyrene-b-polyisoprene_{1,4} addition
 — Polystyrene, M_n=1100, Mw=1200 PI=1.09
 — Block Copolymer:
 PS-IP(1100)-b-PI(1350), PI=1.07 (by H NMR)

P5477-SIP after Hydrogenation P5477-MB



Size exclusion chromatography of polystyrene-b-polyisoprene_{1,4} addition
 — Block Copolymer:
 PS-IP(1100)-b-PI(1350), PI=1.07 (by H NMR)
 After Hydrogenation : Mn 1100-b-1400 PI: 1.07