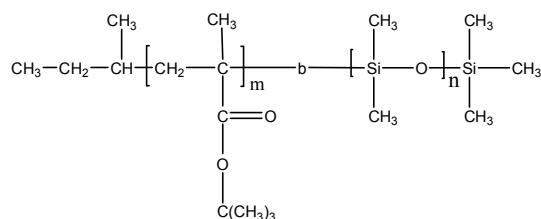


Sample Name: Poly(dimethyl siloxane-b- t-butyl methacrylate)

Sample #: P7265-DMStBuMA

Structure:

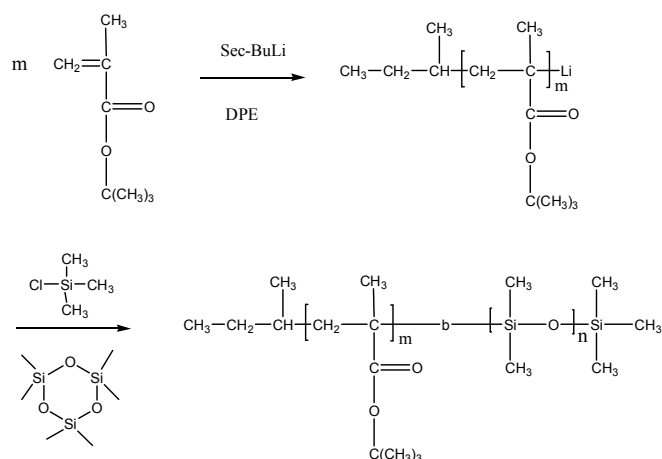


Composition:

Mn × 10 ³ DMS-b tBuMA	Mw/Mn (PDI)
2.9-b-4.5	1.2
DMS block: T _m =-50°C & T _g =-127°C (Lit.)	tBuMA block: T _g =87°C

Synthesis Procedure:

Poly(dimethyl siloxane-b-t-butyl methacrylate) is prepared by living consequent anionic polymerization of t-butyl methacrylate and hexamethyl cyclotrisiloxane. The reaction scheme is shown below:



Characterization:

An aliquot of the anionic poly(t-butyl methacrylate) block was analyzed by size exclusion chromatography (SEC) to obtain the molecular weight and polydispersity index (PDI) before addition of D3 and. The final block copolymer composition was calculated from ¹H-NMR spectroscopy by comparing the peak area of the dimethyl siloxane protons near 0.1 ppm with the t-butyl protons at about 1.43 ppm. Block copolymer PDI is determined by SEC.

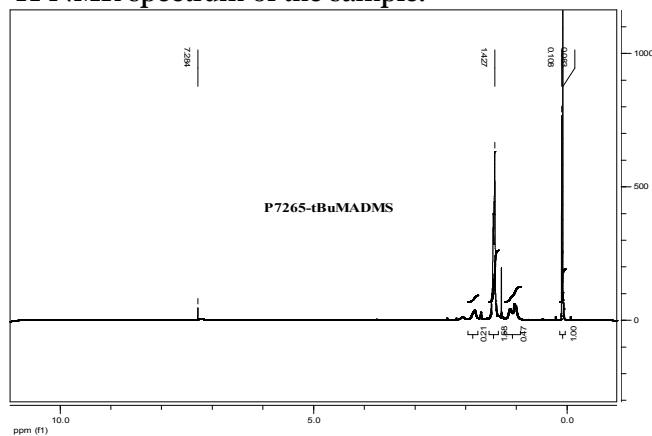
Thermal analysis:

Thermal analysis of the samples was carried out on a TA Q100 DSC at a heating rate of 10°C/min. The midpoint of the slope change of the heat flow was considered as the glass transition temperature (T_g). The melting temperature (T_m) was taken as the maximum of the endothermic peak.

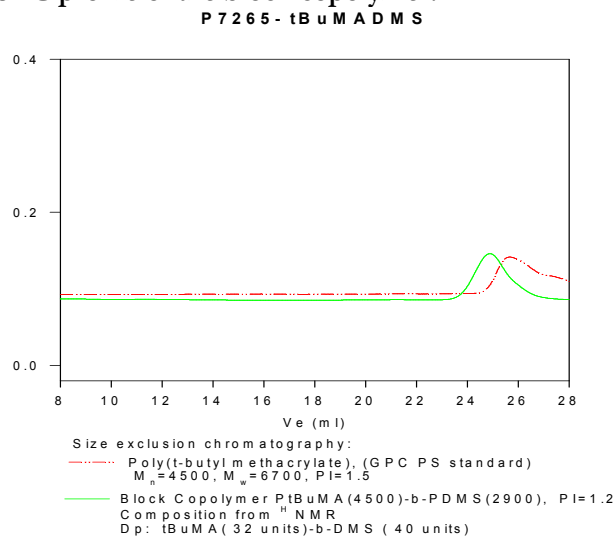
Solubility:

The polymer is soluble in THF, CHCl₃, and DMF, not soluble in methanol, hexane and ether.

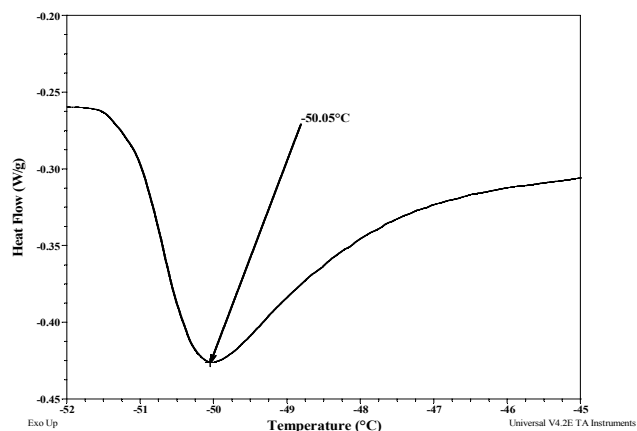
¹H NMR spectrum of the sample:



SEC profile of the block copolymer:



DMS melting curve:



DSC thermogram for tBuMA block:

